

BY THE NUMBERS



DEMOGRAPHICS



Population

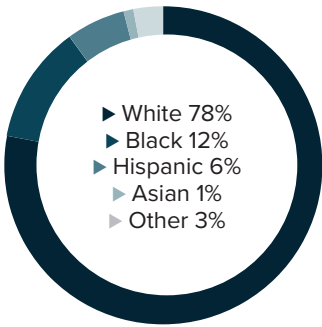
114,049



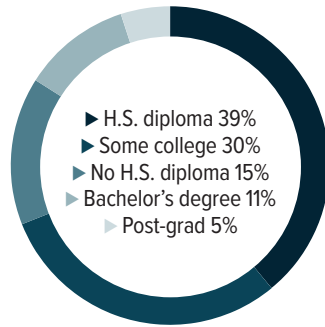
Number of households

40,347

Racial distribution



Education level



ECONOMY



Median household income

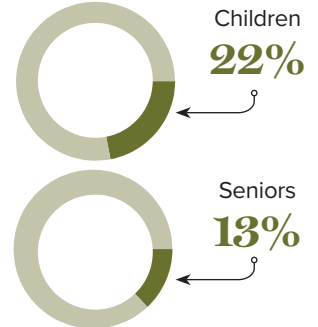
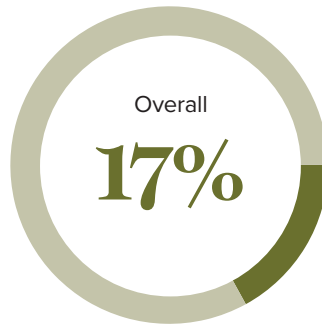
\$49,587



Median value of owner-occupied housing

\$116,600

Poverty rates



PUBLIC SCHOOLS

Beauregard
Enrollment

5,946

Economically disadvantaged

62%

Calcasieu
Enrollment

31,609

Economically disadvantaged

65%

Vernon
Enrollment

8,508

Economically disadvantaged

67%

HIGHER EDUCATION

Number of students receiving GO Grants

322

Number of students receiving TOPS

1,101

TOPS breakdown

Opportunity
504

Performance
285

Honors
215

Tech
97

WORKING FAMILY TAX CREDITS



Housholds receiving EITC*

9,454



State EITC impact

\$1,260,270



Tax filers receiving EITC

22%



Average state EITC

\$133

*The Earned Income Tax Credit (EITC) is a benefit for working people with low to moderate income. To qualify, you must meet certain requirements and file a tax return, even if you do not owe any tax or are not required to file.

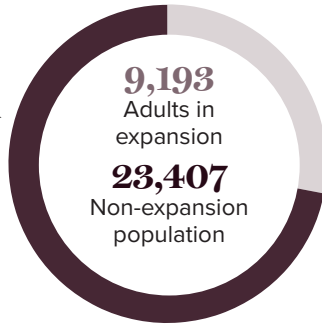
MEDICAID

Total individuals receiving Medicaid

32,600

Children receiving Medicaid

15,628



CASH ASSISTANCE

	FITAP	KCSP
Households	30	34
Average amount per recipient	\$79	\$155
Total monthly distribution	\$6,516	\$16,162

*The Family Independence Temporary Assistance Program (FITAP) provides cash assistance to very low-income families with children who meet specific criteria.

*The Kinship Care Subsidy Program (KCSP) provides cash assistance to qualifying relatives who are caring for one or more children in the absence of the children's parents.

FOOD ASSISTANCE



SNAP recipients

14,082



SNAP retailers

73



Households receiving SNAP*

15%



Monthly benefits redeemed at district retailers

\$1,978,278



Total monthly benefits

\$2,368,914

*The Supplemental Nutrition Assistance Program (SNAP, also called Food Stamps) provides food assistance benefits to people and families with low incomes.