

BY THE NUMBERS



DEMOGRAPHICS



Population

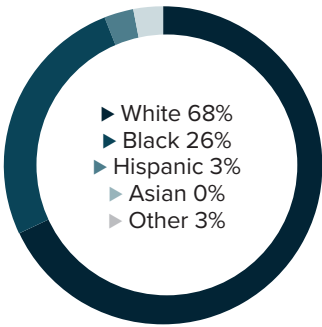
116,789



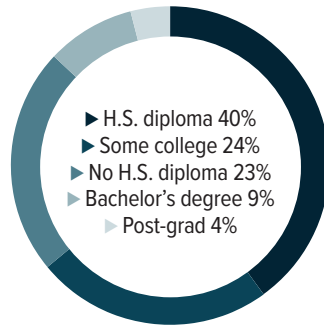
Number of households

41,046

Racial distribution



Education level



ECONOMY



Median household income

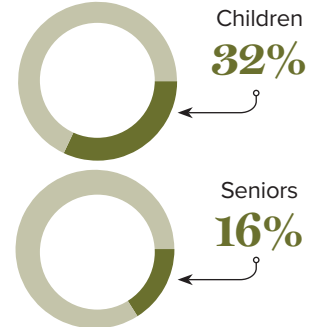
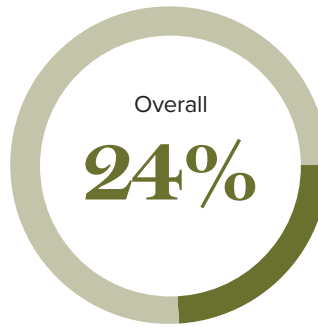
\$37,415



Median value of owner-occupied housing

\$99,600

Poverty rates



PUBLIC SCHOOLS

Parish	Enrollment	Economically disadvantaged
Acadia	9,738	71%
Allen	4,159	68%
Avoyelles	5,124	82%
Evangeline	5,755	74%
St. Landry	12,965	78%

HIGHER EDUCATION

Number of students receiving GO Grants **338**

Number of students receiving TOPS

1,077

TOPS breakdown

Opportunity	Performance
485	318
Honors	Tech
188	86

WORKING FAMILY TAX CREDITS



Housholds receiving EITC*

13,130



State EITC impact

\$1,903,940



Tax filers receiving EITC

31%



Average state EITC

\$145

*The Earned Income Tax Credit (EITC) is a benefit for working people with low to moderate income. To qualify, you must meet certain requirements and file a tax return, even if you do not owe any tax or are not required to file.

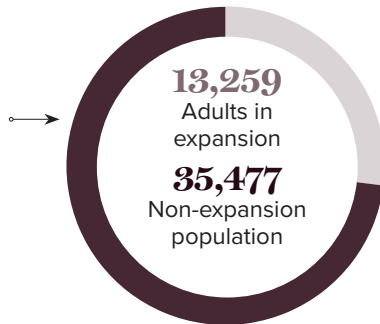
MEDICAID

Total individuals receiving Medicaid

48,736

Children receiving Medicaid

21,527



CASH ASSISTANCE

	FITAP	KCSP
Households	62	57
Average amount per recipient	\$78	\$162
Total monthly distribution	\$12,823	\$24,886

*The Family Independence Temporary Assistance Program (FITAP) provides cash assistance to very low-income families with children who meet specific criteria.

*The Kinship Care Subsidy Program (KCSP) provides cash assistance to qualifying relatives who are caring for one or more children in the absence of the children's parents.

FOOD ASSISTANCE



SNAP recipients

23,922



SNAP retailers

134



Households receiving SNAP*

27%



Monthly benefits redeemed at district retailers

\$4,291,627



Total monthly benefits

\$4,036,770

*The Supplemental Nutrition Assistance Program (SNAP, also called Food Stamps) provides food assistance benefits to people and families with low incomes.