

BY THE NUMBERS



DEMOGRAPHICS



Population

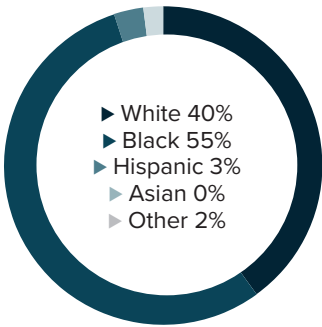
122,730



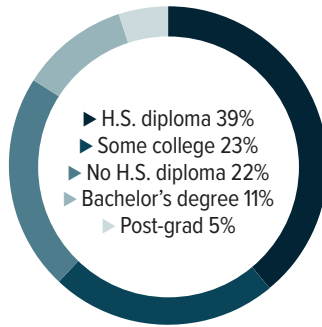
Number of households

44,215

Racial distribution



Education level



ECONOMY



Median household income

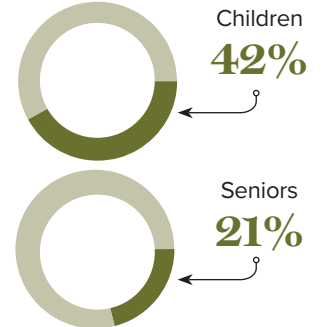
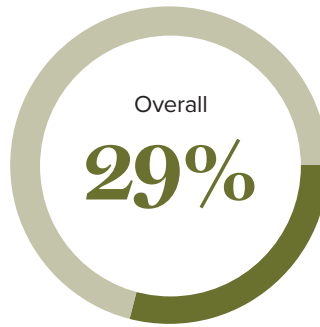
\$31,625



Median value of owner-occupied housing

\$117,100

Poverty rates



PUBLIC SCHOOLS

Lafayette
Enrollment

31,994

Economically
disadvantaged

65%

St. Landry
Enrollment

12,965

Economically
disadvantaged

78%

St. Martin
Enrollment

7,649

Economically
disadvantaged

74%

HIGHER EDUCATION

Number of students receiving
GO Grants

430

Number of students receiving TOPS

1,115

TOPS breakdown

Opportunity

559

Performance

282

Honors

200

Tech

74

WORKING FAMILY TAX CREDITS



Housholds receiving EITC*

16,975



State EITC impact

\$2,567,104



Tax filers receiving EITC

35%



Average state EITC

\$151

*The Earned Income Tax Credit (EITC) is a benefit for working people with low to moderate income. To qualify, you must meet certain requirements and file a tax return, even if you do not owe any tax or are not required to file.

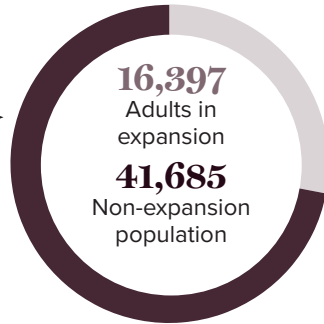
MEDICAID

Total individuals receiving Medicaid

58,082

Children receiving Medicaid

26,410



CASH ASSISTANCE

	FITAP	KCSP
Households	97	71
Average amount per recipient	\$76	\$169
Total monthly distribution	\$21,946	\$30,858

*The Family Independence Temporary Assistance Program (FITAP) provides cash assistance to very low-income families with children who meet specific criteria.

*The Kinship Care Subsidy Program (KCSP) provides cash assistance to qualifying relatives who are caring for one or more children in the absence of the children's parents.

FOOD ASSISTANCE



SNAP recipients

30,930



SNAP retailers

137



Households receiving SNAP*

32%



Monthly benefits redeemed at district retailers

\$4,877,720



Total monthly benefits

\$5,224,362

*The Supplemental Nutrition Assistance Program (SNAP, also called Food Stamps) provides food assistance benefits to people and families with low incomes.