

BY THE NUMBERS



DEMOGRAPHICS



Population

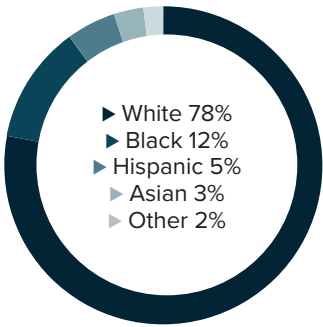
135,957



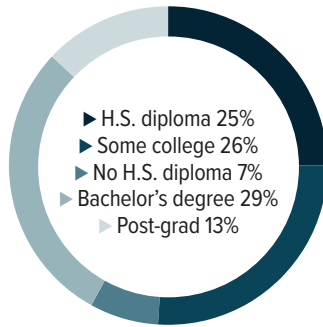
Number of households

52,812

Racial distribution



Education level



ECONOMY



Median household income

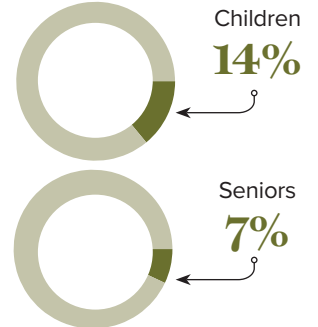
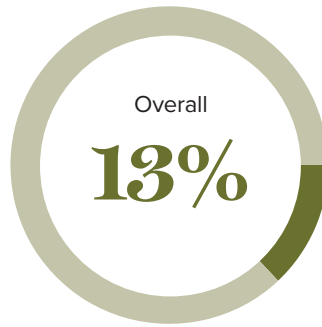
\$65,543



Median value of owner-occupied housing

\$214,300

Poverty rates



PUBLIC SCHOOLS

Lafayette
Enrollment

31,994

Economically
disadvantaged

65%

HIGHER EDUCATION

Number of students receiving
GO Grants

346

Number of students receiving TOPS

2,418

TOPS breakdown

Opportunity

977

Honors

685

Performance

697

Tech

59

WORKING FAMILY TAX CREDITS



Housholds receiving EITC*

9,979



State EITC impact

\$1,262,788



Tax filers receiving EITC

17%



Average state EITC

\$127

*The Earned Income Tax Credit (EITC) is a benefit for working people with low to moderate income. To qualify, you must meet certain requirements and file a tax return, even if you do not owe any tax or are not required to file.

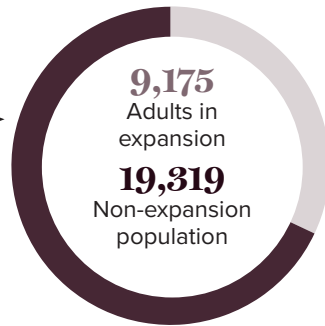
MEDICAID

Total individuals receiving Medicaid

28,494

Children receiving Medicaid

13,435



CASH ASSISTANCE

	FITAP	KCSP
Households	26	11
Average amount per recipient	\$78	\$143
Total monthly distribution	\$5,380	\$3,996

*The Family Independence Temporary Assistance Program (FITAP) provides cash assistance to very low-income families with children who meet specific criteria.

*The Kinship Care Subsidy Program (KCSP) provides cash assistance to qualifying relatives who are caring for one or more children in the absence of the children's parents.

FOOD ASSISTANCE



SNAP recipients

10,831



SNAP retailers

98



Households receiving SNAP*

10%



Monthly benefits redeemed at district retailers

\$3,972,341



Total monthly benefits

\$1,834,322

*The Supplemental Nutrition Assistance Program (SNAP, also called Food Stamps) provides food assistance benefits to people and families with low incomes.