

BY THE NUMBERS



DEMOGRAPHICS



Population

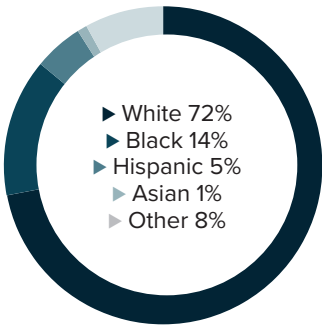
114,894




Number of households

40,381

Racial distribution



Education level



ECONOMY



Median household income

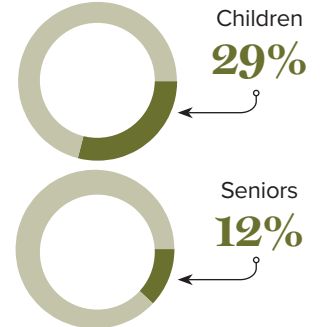
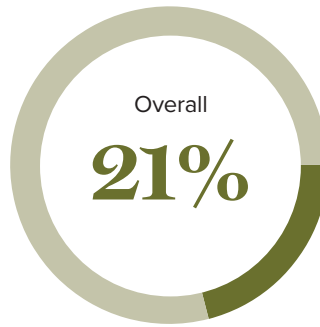
\$51,171



Median value of owner-occupied housing

\$133,900

Poverty rates



PUBLIC SCHOOLS

Lafourche
Enrollment

14,594

Economically
disadvantaged

66%

Terrebonne
Enrollment

17,226

Economically
disadvantaged

75%

HIGHER EDUCATION

Number of students receiving
GO Grants

503

Number of students receiving TOPS

1,460

TOPS breakdown

Opportunity
620

Performance
380

Honors
355

Tech
105

WORKING FAMILY TAX CREDITS



Housholds receiving EITC*

11,280



State EITC impact

\$1,559,948



Tax filers receiving EITC

26%



Average state EITC

\$138

*The Earned Income Tax Credit (EITC) is a benefit for working people with low to moderate income. To qualify, you must meet certain requirements and file a tax return, even if you do not owe any tax or are not required to file.

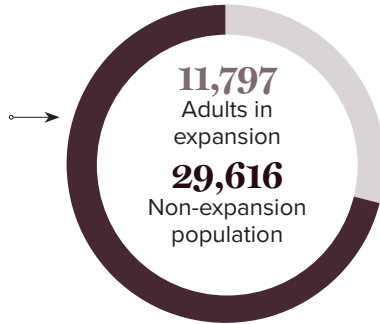
MEDICAID

Total individuals receiving Medicaid

41,413

Children receiving Medicaid

18,775



CASH ASSISTANCE

	FITAP	KCSP
Households	44	30
Average amount per recipient	\$85	\$155
Total monthly distribution	\$8,369	\$11,766

*The Family Independence Temporary Assistance Program (FITAP) provides cash assistance to very low-income families with children who meet specific criteria.

*The Kinship Care Subsidy Program (KCSP) provides cash assistance to qualifying relatives who are caring for one or more children in the absence of the children's parents.

FOOD ASSISTANCE



SNAP recipients

18,855



SNAP retailers

82



Households receiving SNAP*

21%



Monthly benefits redeemed at district retailers

\$2,356,828



Total monthly benefits

\$3,169,832

*The Supplemental Nutrition Assistance Program (SNAP, also called Food Stamps) provides food assistance benefits to people and families with low incomes.