

WORKING FAMILY TAX CREDITS



Housholds receiving EITC*

9,012



State EITC impact

\$1,186,572



Tax filers receiving EITC

17%



Average state EITC

\$132

*The Earned Income Tax Credit (EITC) is a benefit for working people with low to moderate income. To qualify, you must meet certain requirements and file a tax return, even if you do not owe any tax or are not required to file.

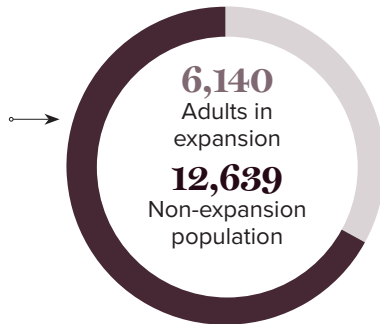
MEDICAID

Total individuals receiving Medicaid

18,779

Children receiving Medicaid

8,709



CASH ASSISTANCE

	FITAP	KCSP
Households	14	5
Average amount per recipient	\$81	\$141
Total monthly distribution	\$2,996	\$1,554

*The Family Independence Temporary Assistance Program (FITAP) provides cash assistance to very low-income families with children who meet specific criteria.

*The Kinship Care Subsidy Program (KCSP) provides cash assistance to qualifying relatives who are caring for one or more children in the absence of the children's parents.

FOOD ASSISTANCE



SNAP recipients

7,898



Households receiving SNAP*

7%



Total monthly benefits

\$1,330,750



SNAP retailers

106



Monthly benefits redeemed at district retailers

\$3,772,593

*The Supplemental Nutrition Assistance Program (SNAP, also called Food Stamps) provides food assistance benefits to people and families with low incomes.

BY THE NUMBERS



DEMOGRAPHICS



Population

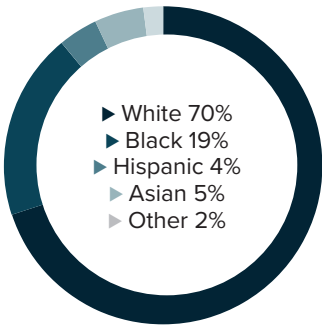
119,193



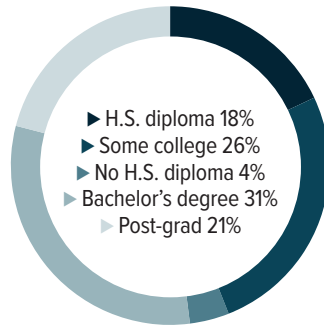
Number of households

49,914

Racial distribution



Education level



ECONOMY



Median household income

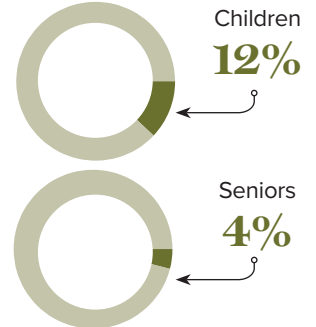
\$71,368



Median value of owner-occupied housing

\$256,100

Poverty rates



PUBLIC SCHOOLS

East Baton Rouge
Enrollment

41,420

Economically
disadvantaged

80%

HIGHER EDUCATION

Number of students receiving
GO Grants

483

Number of students receiving TOPS

2,130

TOPS breakdown

Opportunity
824

Performance
482

Honors
792

Tech
32