

BY THE NUMBERS



DEMOGRAPHICS



Population

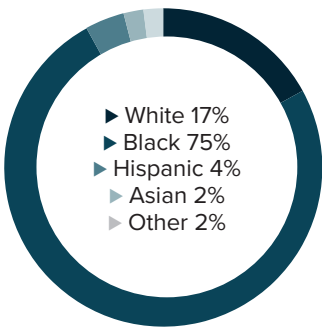
118,707



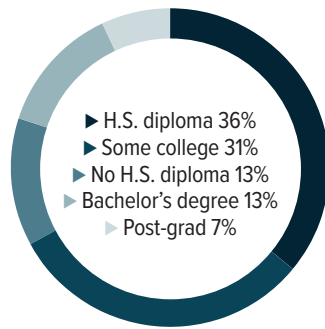
Number of households

40,780

Racial distribution



Education level



ECONOMY



Median household income

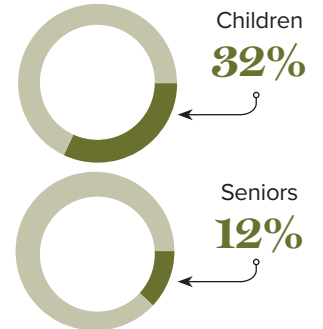
\$42,452



Median value of owner-occupied housing

\$138,700

Poverty rates



PUBLIC SCHOOLS

East Baton Rouge
Enrollment

41,420

Economically
disadvantaged

80%

City of Baker S.D.
Enrollment

1,285

Economically
disadvantaged

98%

HIGHER EDUCATION

Number of students receiving
GO Grants

781

Number of students receiving TOPS

881

TOPS breakdown

Opportunity

467

Honors

174

Performance

195

Tech

45

WORKING FAMILY TAX CREDITS



Housholds receiving EITC*

16,733



State EITC impact

\$2,550,930



Tax filers receiving EITC

34%



Average state EITC

\$152

*The Earned Income Tax Credit (EITC) is a benefit for working people with low to moderate income. To qualify, you must meet certain requirements and file a tax return, even if you do not owe any tax or are not required to file.

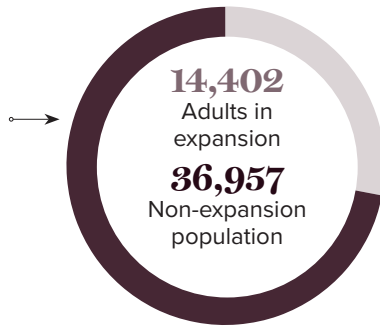
MEDICAID

Total individuals receiving Medicaid

51,359

Children receiving Medicaid

25,375



CASH ASSISTANCE

	FITAP	KCSP
Households	113	52
Average amount per recipient	\$77	\$173
Total monthly distribution	\$24,923	\$23,754

*The Family Independence Temporary Assistance Program (FITAP) provides cash assistance to very low-income families with children who meet specific criteria.

*The Kinship Care Subsidy Program (KCSP) provides cash assistance to qualifying relatives who are caring for one or more children in the absence of the children's parents.

FOOD ASSISTANCE



SNAP recipients

27,593



SNAP retailers

99



Households receiving SNAP*

30%



Monthly benefits redeemed at district retailers

\$3,132,262



Total monthly benefits

\$4,617,276

*The Supplemental Nutrition Assistance Program (SNAP, also called Food Stamps) provides food assistance benefits to people and families with low incomes.