

BY THE NUMBERS



DEMOGRAPHICS



Population

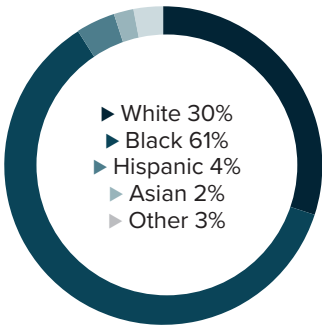
113,873



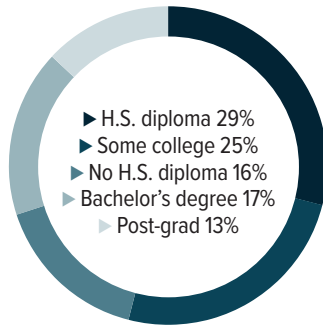
Number of households

42,431

Racial distribution



Education level



ECONOMY



Median household income

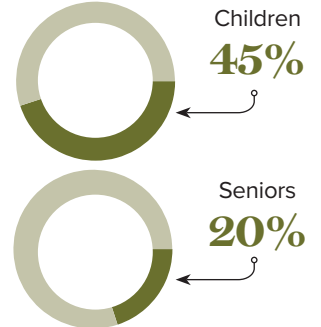
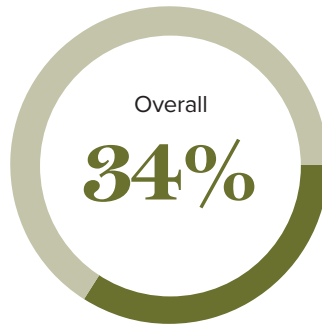
\$31,979



Median value of owner-occupied housing

\$127,400

Poverty rates



PUBLIC SCHOOLS

East Baton Rouge
Enrollment

41,420

Economically
disadvantaged

80%

HIGHER EDUCATION

Number of students receiving
GO Grants

624

Number of students receiving TOPS

874

TOPS breakdown

Opportunity
406

Performance
181

Honors
259

Tech
28

WORKING FAMILY TAX CREDITS



Housholds receiving EITC*

15,115



State EITC impact

\$2,346,717



Tax filers receiving EITC

34%



Average state EITC

\$155

*The Earned Income Tax Credit (EITC) is a benefit for working people with low to moderate income. To qualify, you must meet certain requirements and file a tax return, even if you do not owe any tax or are not required to file.

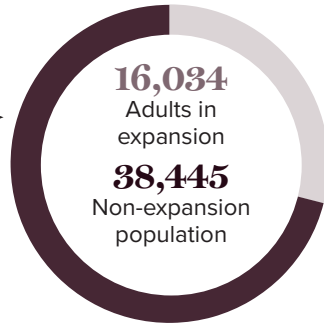
MEDICAID

Total individuals receiving Medicaid

54,479

Children receiving Medicaid

22,903



CASH ASSISTANCE

	FITAP	KCSP
Households	121	46
Average amount per recipient	\$71	\$154
Total monthly distribution	\$27,483	\$17,538

*The Family Independence Temporary Assistance Program (FITAP) provides cash assistance to very low-income families with children who meet specific criteria.

*The Kinship Care Subsidy Program (KCSP) provides cash assistance to qualifying relatives who are caring for one or more children in the absence of the children's parents.

FOOD ASSISTANCE



SNAP recipients

27,521



SNAP retailers

126



Households receiving SNAP*

32%



Monthly benefits redeemed at district retailers

\$4,959,908



Total monthly benefits

\$4,682,377

*The Supplemental Nutrition Assistance Program (SNAP, also called Food Stamps) provides food assistance benefits to people and families with low incomes.