

BY THE NUMBERS



DEMOGRAPHICS



Population

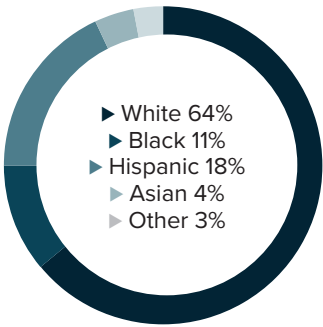
120,668




Number of households

47,974

Racial distribution



Education level



ECONOMY



Median household income

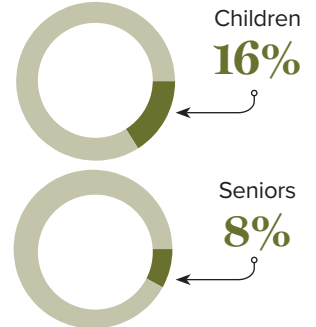
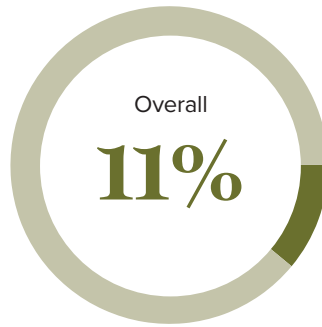
\$60,410



Median value of owner-occupied housing

\$197,500

Poverty rates



PUBLIC SCHOOLS

Jefferson

Enrollment

50,219

Economically disadvantaged

81%

HIGHER EDUCATION

Number of students receiving GO Grants

600

Number of students receiving TOPS

1,880

TOPS breakdown

Opportunity

879

Honors

527

Performance

433

Tech

41

WORKING FAMILY TAX CREDITS



Housholds receiving EITC*

10,865



State EITC impact

\$1,406,346



Tax filers receiving EITC

20%



Average state EITC

\$129

*The Earned Income Tax Credit (EITC) is a benefit for working people with low to moderate income. To qualify, you must meet certain requirements and file a tax return, even if you do not owe any tax or are not required to file.

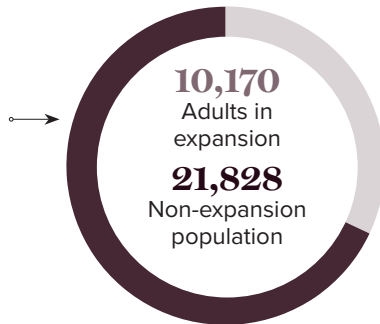
MEDICAID

Total individuals receiving Medicaid

31,998

Children receiving Medicaid

14,683



CASH ASSISTANCE

	FITAP	KCSP
Households	23	8
Average amount per recipient	\$82	\$163
Total monthly distribution	\$4,679	\$2,442

*The Family Independence Temporary Assistance Program (FITAP) provides cash assistance to very low-income families with children who meet specific criteria.

*The Kinship Care Subsidy Program (KCSP) provides cash assistance to qualifying relatives who are caring for one or more children in the absence of the children's parents.

FOOD ASSISTANCE



SNAP recipients

10,349



SNAP retailers

67



Households receiving SNAP*

10%



Monthly benefits redeemed at district retailers

\$3,923,007



Total monthly benefits

\$1,710,269

*The Supplemental Nutrition Assistance Program (SNAP, also called Food Stamps) provides food assistance benefits to people and families with low incomes.