

BY THE NUMBERS



DEMOGRAPHICS



Population

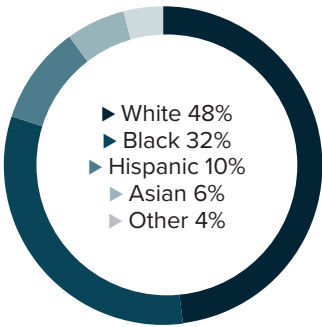
119,313




Number of households

41,948

Racial distribution



Education level



ECONOMY



Median household income

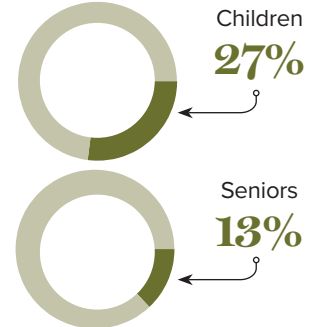
\$51,395



Median value of owner-occupied housing

\$153,800

Poverty rates



PUBLIC SCHOOLS

Jefferson
Enrollment

50,219

Economically
disadvantaged

81%

Plaquemines
Enrollment

4,066

Economically
disadvantaged

72%

HIGHER EDUCATION

Number of students receiving
GO Grants

877

Number of students receiving TOPS

1,492

TOPS breakdown

Opportunity
706

Performance
367

Honors
349

Tech
70

WORKING FAMILY TAX CREDITS



Housholds receiving EITC*

16,752



State EITC impact

\$2,427,017



Tax filers receiving EITC

32%



Average state EITC

\$145

*The Earned Income Tax Credit (EITC) is a benefit for working people with low to moderate income. To qualify, you must meet certain requirements and file a tax return, even if you do not owe any tax or are not required to file.

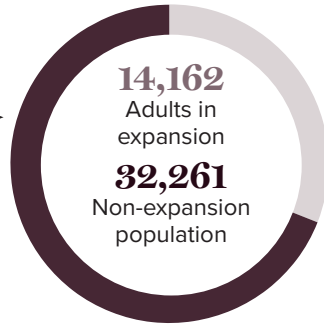
MEDICAID

Total individuals receiving Medicaid

46,423

Children receiving Medicaid

22,040



CASH ASSISTANCE

	FITAP	KCSP
Households	22	21
Average amount per recipient	\$74	\$155
Total monthly distribution	\$4,490	\$7,770

*The Family Independence Temporary Assistance Program (FITAP) provides cash assistance to very low-income families with children who meet specific criteria.

*The Kinship Care Subsidy Program (KCSP) provides cash assistance to qualifying relatives who are caring for one or more children in the absence of the children's parents.

FOOD ASSISTANCE



SNAP recipients

20,729



SNAP retailers

94



Households receiving SNAP*

22%



Monthly benefits redeemed at district retailers

\$3,844,516



Total monthly benefits

\$3,450,716

*The Supplemental Nutrition Assistance Program (SNAP, also called Food Stamps) provides food assistance benefits to people and families with low incomes.