

BY THE NUMBERS



DEMOGRAPHICS



Population

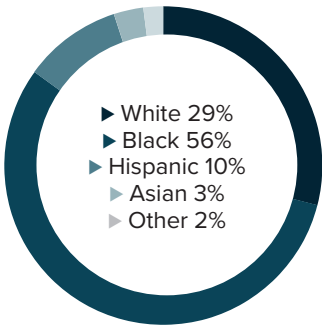
115,181




Number of households

43,433

Racial distribution



Education level



ECONOMY



Median household income

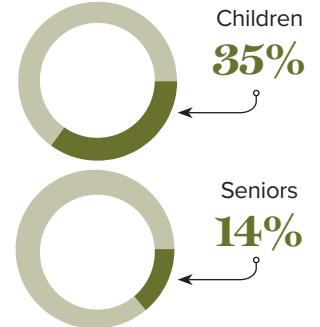
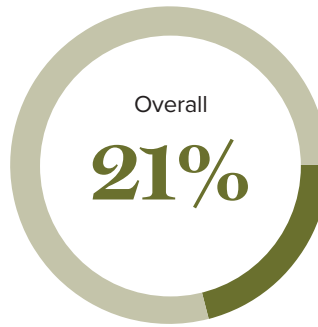
\$42,122



Median value of owner-occupied housing

\$158,100

Poverty rates



PUBLIC SCHOOLS

Jefferson
Enrollment

50,219

Economically
disadvantaged

81%

Orleans
Enrollment

46,602

Economically
disadvantaged

84%

Plaquemines
Enrollment

4,066

Economically
disadvantaged

72%

HIGHER EDUCATION

Number of students receiving
GO Grants

827

Number of students receiving TOPS

1,054

TOPS breakdown

Opportunity

540

Honors

203

Performance

260

Tech

51

WORKING FAMILY TAX CREDITS



Housholds receiving EITC*

14,148



State EITC impact

\$2,099,222



Tax filers receiving EITC

31%



Average state EITC

\$148

*The Earned Income Tax Credit (EITC) is a benefit for working people with low to moderate income. To qualify, you must meet certain requirements and file a tax return, even if you do not owe any tax or are not required to file.

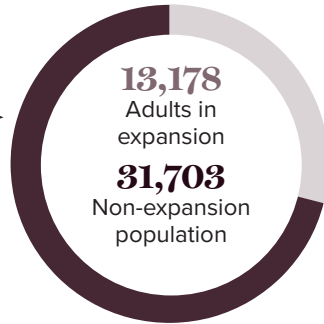
MEDICAID

Total individuals receiving Medicaid

44,881

Children receiving Medicaid

20,941



CASH ASSISTANCE

	FITAP	KCSP
Households	70	31
Average amount per recipient	\$79	\$159
Total monthly distribution	\$13,896	\$11,100

*The Family Independence Temporary Assistance Program (FITAP) provides cash assistance to very low-income families with children who meet specific criteria.

*The Kinship Care Subsidy Program (KCSP) provides cash assistance to qualifying relatives who are caring for one or more children in the absence of the children's parents.

FOOD ASSISTANCE



SNAP recipients

23,766



SNAP retailers

82



Households receiving SNAP*

26%



Monthly benefits redeemed at district retailers

\$4,844,500



Total monthly benefits

\$3,991,390

*The Supplemental Nutrition Assistance Program (SNAP, also called Food Stamps) provides food assistance benefits to people and families with low incomes.