

BY THE NUMBERS



DEMOGRAPHICS



Population

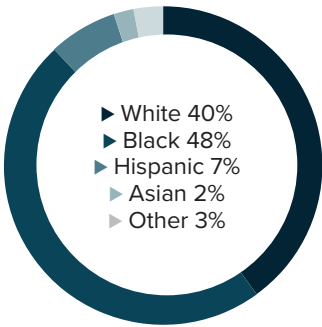
123,325



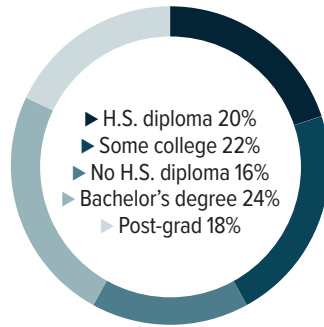
Number of households

49,072

Racial distribution



Education level



ECONOMY



Median household income

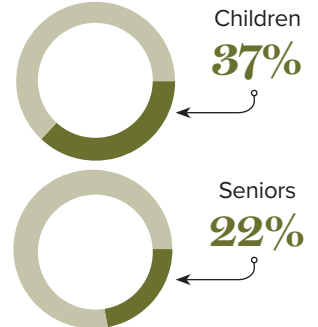
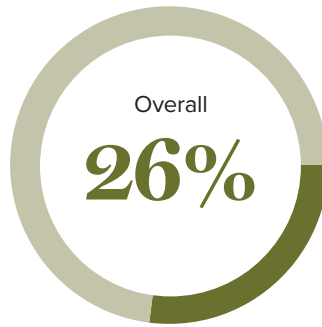
\$39,798



Median value of owner-occupied housing

\$313,300

Poverty rates



PUBLIC SCHOOLS

Jefferson
Enrollment

50,219

Economically
disadvantaged

81%

Orleans
Enrollment

46,602

Economically
disadvantaged

84%

HIGHER EDUCATION

Number of students receiving
GO Grants

522

Number of students receiving TOPS

457

TOPS breakdown

Opportunity

216

Honors

138

Performance

82

Tech

21

WORKING FAMILY TAX CREDITS



Housholds receiving EITC*

10,509



State EITC impact

\$1,304,553



Tax filers receiving EITC

22%



Average state EITC

\$124

*The Earned Income Tax Credit (EITC) is a benefit for working people with low to moderate income. To qualify, you must meet certain requirements and file a tax return, even if you do not owe any tax or are not required to file.

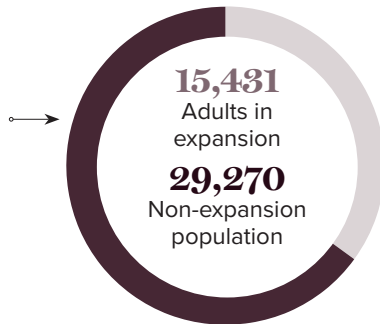
MEDICAID

Total individuals receiving Medicaid

44,701

Children receiving Medicaid

15,171



CASH ASSISTANCE

	FITAP	KCSP
Households	66	35
Average amount per recipient	\$80	\$174
Total monthly distribution	\$13,106	\$14,252

*The Family Independence Temporary Assistance Program (FITAP) provides cash assistance to very low-income families with children who meet specific criteria.

*The Kinship Care Subsidy Program (KCSP) provides cash assistance to qualifying relatives who are caring for one or more children in the absence of the children's parents.

FOOD ASSISTANCE



SNAP recipients

21,700



SNAP retailers

97



Households receiving SNAP*

23%



Monthly benefits redeemed at district retailers

\$2,499,756



Total monthly benefits

\$3,753,887

*The Supplemental Nutrition Assistance Program (SNAP, also called Food Stamps) provides food assistance benefits to people and families with low incomes.