

BY THE NUMBERS



DEMOGRAPHICS



Population

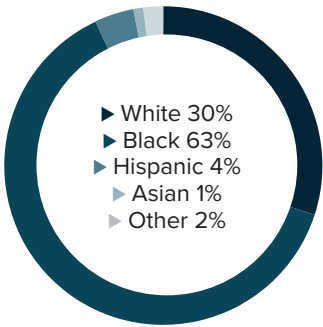
125,504




Number of households

52,418

Racial distribution



Education level



ECONOMY



Median household income

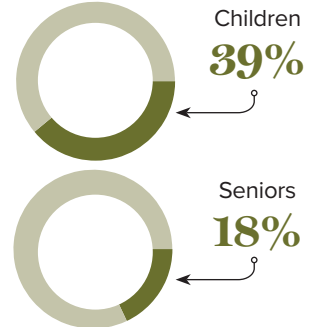
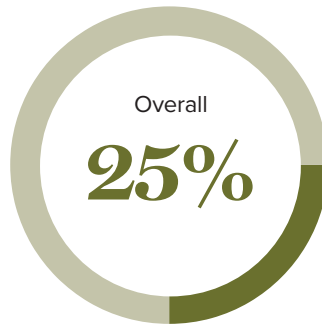
\$37,014



Median value of owner-occupied housing

\$214,500

Poverty rates



PUBLIC SCHOOLS

Orleans
Enrollment
46,602

Economically
disadvantaged
84%

HIGHER EDUCATION

Number of students receiving
GO Grants **899**

Number of students receiving TOPS

932

TOPS breakdown

Opportunity
473

Honors
246

Performance
175

Tech
38

WORKING FAMILY TAX CREDITS



Housholds receiving EITC*

16,712



State EITC impact

\$2,410,800



Tax filers receiving EITC

31%



Average state EITC

\$144

*The Earned Income Tax Credit (EITC) is a benefit for working people with low to moderate income. To qualify, you must meet certain requirements and file a tax return, even if you do not owe any tax or are not required to file.

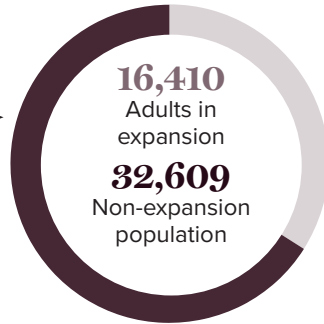
MEDICAID

Total individuals receiving Medicaid

49,019

Children receiving Medicaid

19,775



CASH ASSISTANCE

	FITAP	KCSP
Households	72	46
Average amount per recipient	\$85	\$175
Total monthly distribution	\$13,109	\$21,312

*The Family Independence Temporary Assistance Program (FITAP) provides cash assistance to very low-income families with children who meet specific criteria.

*The Kinship Care Subsidy Program (KCSP) provides cash assistance to qualifying relatives who are caring for one or more children in the absence of the children's parents.

FOOD ASSISTANCE



SNAP recipients

26,862



SNAP retailers

85



Households receiving SNAP*

26%



Monthly benefits redeemed at district retailers

\$2,347,510



Total monthly benefits

\$4,590,391

*The Supplemental Nutrition Assistance Program (SNAP, also called Food Stamps) provides food assistance benefits to people and families with low incomes.