

BY THE NUMBERS



DEMOGRAPHICS



Population

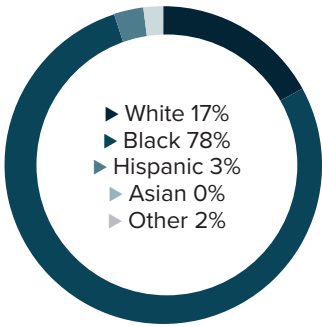
47,663



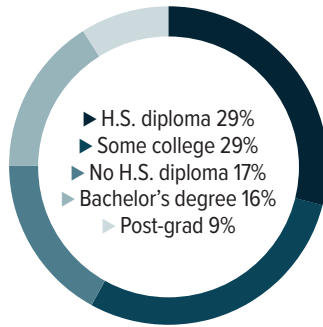
Number of households

19,808

Racial distribution



Education level



ECONOMY



Median household income

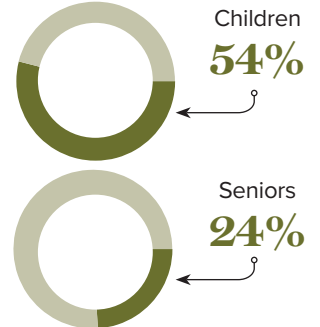
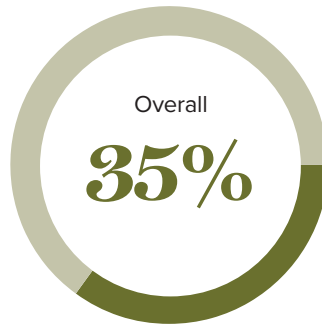
\$27,039



Median value of owner-occupied housing

\$170,400

Poverty rates



PUBLIC SCHOOLS

Orleans
Enrollment
46,602

Economically
disadvantaged
84%

HIGHER EDUCATION

Number of students receiving
GO Grants **194**

Number of students receiving TOPS

1,074

TOPS breakdown

Opportunity

475

Honors

360

Performance

224

Tech

15

WORKING FAMILY TAX CREDITS



Housholds receiving EITC*

8,600



State EITC impact

\$1,303,861



Tax filers receiving EITC

43%



Average state EITC

\$152

*The Earned Income Tax Credit (EITC) is a benefit for working people with low to moderate income. To qualify, you must meet certain requirements and file a tax return, even if you do not owe any tax or are not required to file.

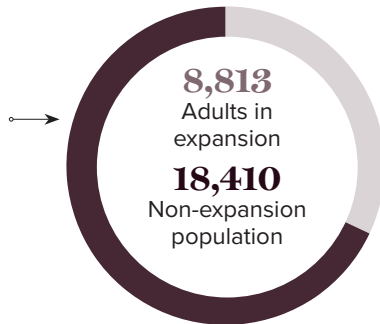
MEDICAID

Total individuals receiving Medicaid

27,223

Children receiving Medicaid

11,279



CASH ASSISTANCE

	FITAP	KCSP
Households	56	27
Average amount per recipient	\$86	\$184
Total monthly distribution	\$9,928	\$11,988

*The Family Independence Temporary Assistance Program (FITAP) provides cash assistance to very low-income families with children who meet specific criteria.

*The Kinship Care Subsidy Program (KCSP) provides cash assistance to qualifying relatives who are caring for one or more children in the absence of the children's parents.

FOOD ASSISTANCE



SNAP recipients

16,142



Households receiving SNAP*

39%



Total monthly benefits

\$2,742,228



SNAP retailers

49



Monthly benefits redeemed at district retailers

\$1,046,169

*The Supplemental Nutrition Assistance Program (SNAP, also called Food Stamps) provides food assistance benefits to people and families with low incomes.