

BY THE NUMBERS



DEMOGRAPHICS



Population

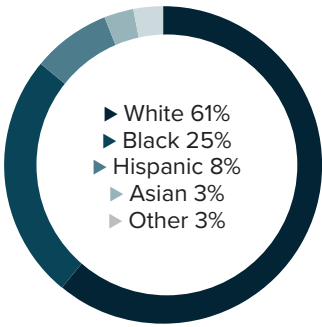
49,088



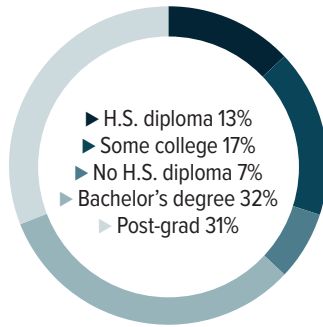
Number of households

18,163

Racial distribution



Education level



ECONOMY



Median household income

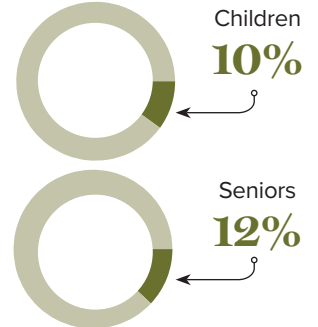
\$67,342



Median value of owner-occupied housing

\$431,100

Poverty rates



PUBLIC SCHOOLS

Orleans
Enrollment
46,602

Economically
disadvantaged
84%

HIGHER EDUCATION

Number of students receiving
GO Grants **82**

Number of students receiving TOPS

229

TOPS breakdown

Opportunity

88

Honors

93

Performance

43

Tech

5

WORKING FAMILY TAX CREDITS



Housholds receiving EITC*

3,606



State EITC impact

\$449,130



Tax filers receiving EITC

19%



Average state EITC

\$125

*The Earned Income Tax Credit (EITC) is a benefit for working people with low to moderate income. To qualify, you must meet certain requirements and file a tax return, even if you do not owe any tax or are not required to file.

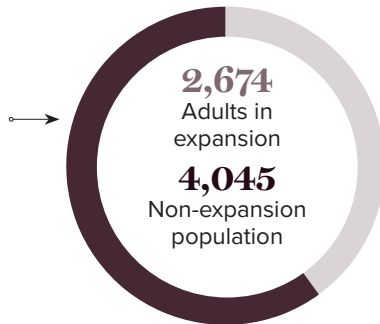
MEDICAID

Total individuals receiving Medicaid

6,719

Children receiving Medicaid

2,127



CASH ASSISTANCE

	FITAP	KCSP
Households	7	1
Average amount per recipient	\$68	\$222
Total monthly distribution	\$1,420	\$222

*The Family Independence Temporary Assistance Program (FITAP) provides cash assistance to very low-income families with children who meet specific criteria.

*The Kinship Care Subsidy Program (KCSP) provides cash assistance to qualifying relatives who are caring for one or more children in the absence of the children's parents.

FOOD ASSISTANCE



SNAP recipients

2,760



SNAP retailers

23



Households receiving SNAP*

9%



Monthly benefits redeemed at district retailers

\$306,809



Total monthly benefits

\$480,829

*The Supplemental Nutrition Assistance Program (SNAP, also called Food Stamps) provides food assistance benefits to people and families with low incomes.