

BY THE NUMBERS



DEMOGRAPHICS



Population

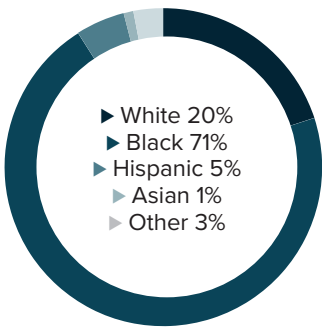
54,007



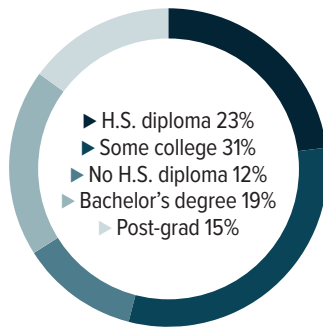
Number of households

21,701

Racial distribution



Education level



ECONOMY



Median household income

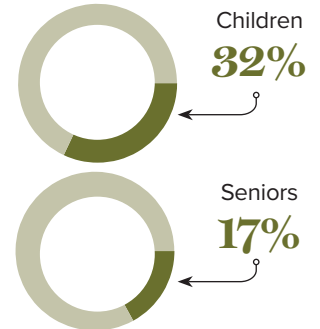
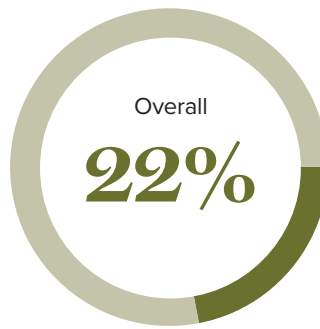
\$37,866



Median value of owner-occupied housing

\$192,400

Poverty rates



PUBLIC SCHOOLS

Orleans
Enrollment
46,602

Economically
disadvantaged
84%

HIGHER EDUCATION

Number of students receiving
GO Grants **459**

Number of students receiving TOPS

359

TOPS breakdown

Opportunity

201

Honors

81

Performance

56

Tech

21

WORKING FAMILY TAX CREDITS



Housholds receiving EITC*

6,786



State EITC impact

\$957,347



Tax filers receiving EITC

31%



Average state EITC

\$141

*The Earned Income Tax Credit (EITC) is a benefit for working people with low to moderate income. To qualify, you must meet certain requirements and file a tax return, even if you do not owe any tax or are not required to file.

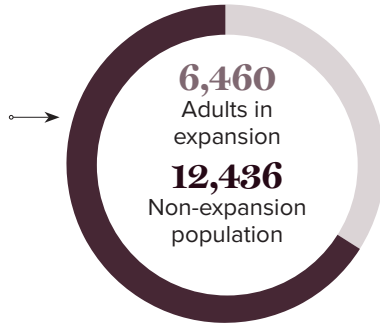
MEDICAID

Total individuals receiving Medicaid

18,896

Children receiving Medicaid

7,237



CASH ASSISTANCE

	FITAP	KCSP
Households	17	9
Average amount per recipient	\$73	\$155
Total monthly distribution	\$3,871	\$5,106

*The Family Independence Temporary Assistance Program (FITAP) provides cash assistance to very low-income families with children who meet specific criteria.

*The Kinship Care Subsidy Program (KCSP) provides cash assistance to qualifying relatives who are caring for one or more children in the absence of the children's parents.

FOOD ASSISTANCE



SNAP recipients

9,467



SNAP retailers

35



Households receiving SNAP*

23%



Monthly benefits redeemed at district retailers

\$2,287,865



Total monthly benefits

\$1,627,126

*The Supplemental Nutrition Assistance Program (SNAP, also called Food Stamps) provides food assistance benefits to people and families with low incomes.