

BY THE NUMBERS



DEMOGRAPHICS



Population

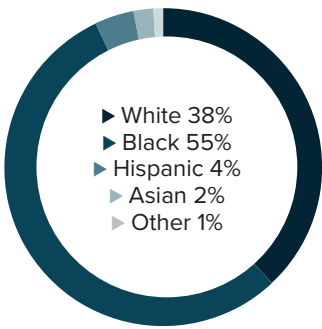
40,998



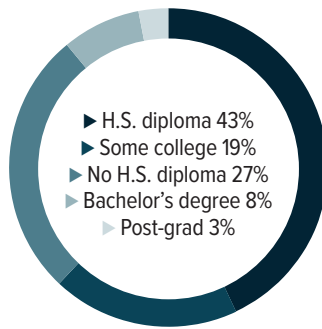
Number of households

15,316

Racial distribution



Education level



ECONOMY



Median household income

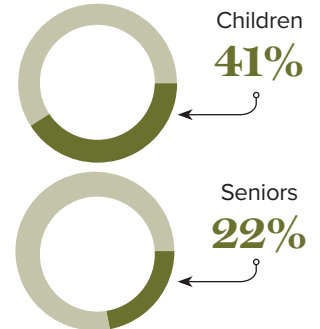
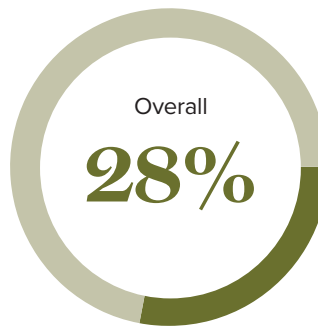
\$32,886



Median value of owner-occupied housing

\$93,600

Poverty rates



PUBLIC SCHOOLS

Lafayette
Enrollment

31,994

Economically disadvantaged

65%

Iberia
Enrollment

12,331

Economically disadvantaged

75%

St. Martin
Enrollment

7,649

Economically disadvantaged

74%

HIGHER EDUCATION

Number of students receiving GO Grants

212

Number of students receiving TOPS

97

TOPS breakdown

Opportunity

53

Honors

19

Performance

22

Tech

3

WORKING FAMILY TAX CREDITS



Housholds receiving EITC*

5,706



State EITC impact

\$860,394



Tax filers receiving EITC

34%



Average state EITC

\$151

*The Earned Income Tax Credit (EITC) is a benefit for working people with low to moderate income. To qualify, you must meet certain requirements and file a tax return, even if you do not owe any tax or are not required to file.

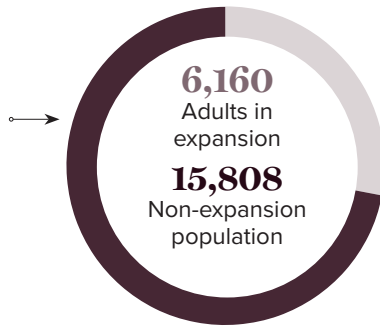
MEDICAID

Total individuals receiving Medicaid

21,968

Children receiving Medicaid

9,702



CASH ASSISTANCE

	FITAP	KCSP
Households	49	23
Average amount per recipient	\$76	\$170
Total monthly distribution		\$8,998

*The Family Independence Temporary Assistance Program (FITAP) provides cash assistance to very low-income families with children who meet specific criteria.

*The Kinship Care Subsidy Program (KCSP) provides cash assistance to qualifying relatives who are caring for one or more children in the absence of the children's parents.

FOOD ASSISTANCE



SNAP recipients

11,623



Households receiving SNAP*

34%



Total monthly benefits

\$1,961,723



SNAP retailers

54



Monthly benefits redeemed at district retailers

\$2,710,893

*The Supplemental Nutrition Assistance Program (SNAP, also called Food Stamps) provides food assistance benefits to people and families with low incomes.