

BY THE NUMBERS



DEMOGRAPHICS

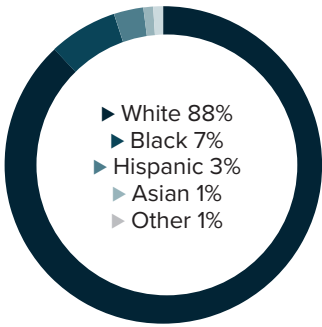


Population
42,782

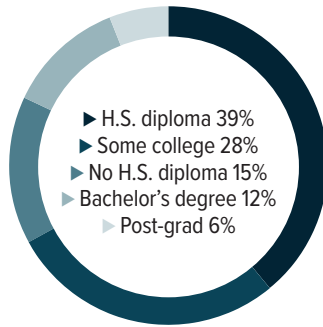


Number of households
15,022

Racial distribution



Education level



ECONOMY

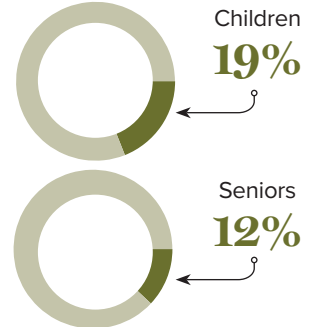
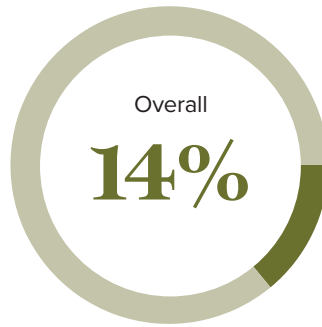


Median household income
\$61,667



Median value of owner-occupied housing
\$149,600

Poverty rates



PUBLIC SCHOOLS

Livingston
Enrollment
26,111

Economically
disadvantaged
57%

HIGHER EDUCATION

Number of students receiving
GO Grants **147**

Number of students receiving TOPS
490

TOPS breakdown

Opportunity
237

Performance
138

Honors
95

Tech
20

WORKING FAMILY TAX CREDITS



Housholds receiving EITC*

3,843



State EITC impact

\$510,112



Tax filers receiving EITC

22%



Average state EITC

\$133

*The Earned Income Tax Credit (EITC) is a benefit for working people with low to moderate income. To qualify, you must meet certain requirements and file a tax return, even if you do not owe any tax or are not required to file.

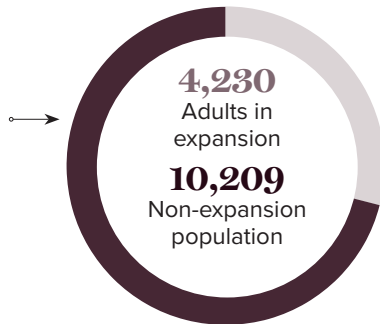
MEDICAID

Total individuals receiving Medicaid

14,439

Children receiving Medicaid

7,131



CASH ASSISTANCE

	FITAP	KCSP
Households	11	16
Average amount per recipient	\$84	\$160
Total monthly distribution	\$1,847	\$7,992

*The Family Independence Temporary Assistance Program (FITAP) provides cash assistance to very low-income families with children who meet specific criteria.

*The Kinship Care Subsidy Program (KCSP) provides cash assistance to qualifying relatives who are caring for one or more children in the absence of the children's parents.

FOOD ASSISTANCE



SNAP recipients

5,590



SNAP retailers

20



Households receiving SNAP*

16%



Monthly benefits redeemed at district retailers

\$395,457



Total monthly benefits

\$933,962

*The Supplemental Nutrition Assistance Program (SNAP, also called Food Stamps) provides food assistance benefits to people and families with low incomes.