

BY THE NUMBERS



DEMOGRAPHICS



Population

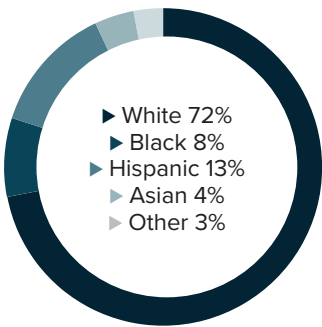
50,962



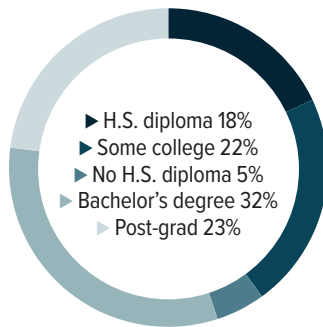
Number of households

21,172

Racial distribution



Education level



ECONOMY



Median household income

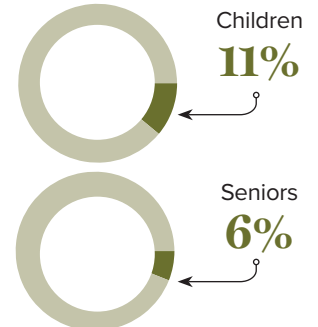
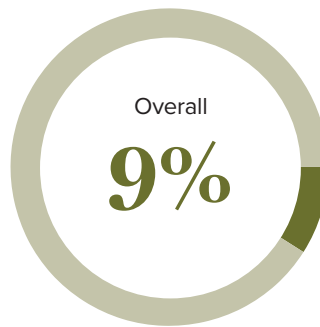
\$69,914



Median value of owner-occupied housing

\$354,700

Poverty rates



PUBLIC SCHOOLS

Orleans
Enrollment
46,602

Economically disadvantaged
84%

Jefferson
Enrollment
50,219

Economically disadvantaged
81%

HIGHER EDUCATION

Number of students receiving GO Grants
162

Number of students receiving TOPS

719

TOPS breakdown

Opportunity
308

Honors
254

Performance
152

Tech
5

WORKING FAMILY TAX CREDITS



Housholds receiving EITC*

2,983



State EITC impact

\$338,349



Tax filers receiving EITC

13%



Average state EITC

\$113

*The Earned Income Tax Credit (EITC) is a benefit for working people with low to moderate income. To qualify, you must meet certain requirements and file a tax return, even if you do not owe any tax or are not required to file.

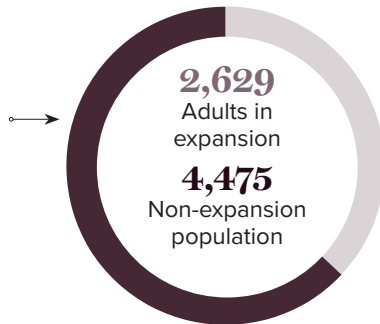
MEDICAID

Total individuals receiving Medicaid

7,104

Children receiving Medicaid

3,078



CASH ASSISTANCE

	FITAP	KCSP
Households	3	3
Average amount per recipient	\$97	\$148
Total monthly distribution	\$484	\$1,332

*The Family Independence Temporary Assistance Program (FITAP) provides cash assistance to very low-income families with children who meet specific criteria.

*The Kinship Care Subsidy Program (KCSP) provides cash assistance to qualifying relatives who are caring for one or more children in the absence of the children's parents.

FOOD ASSISTANCE



SNAP recipients

2,494



SNAP retailers

15



Households receiving SNAP*

6%



Monthly benefits redeemed at district retailers

\$319,562



Total monthly benefits

\$412,359

*The Supplemental Nutrition Assistance Program (SNAP, also called Food Stamps) provides food assistance benefits to people and families with low incomes.