

BY THE NUMBERS



DEMOGRAPHICS

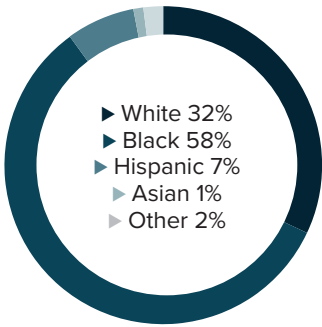


Population
45,932

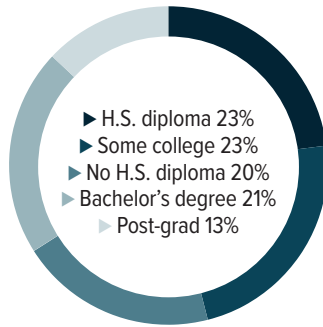


Number of households
20,418

Racial distribution



Education level



ECONOMY

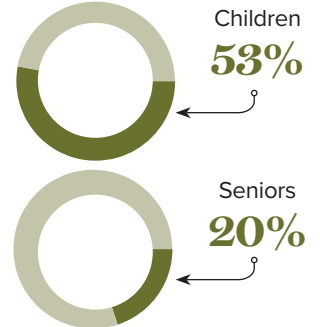
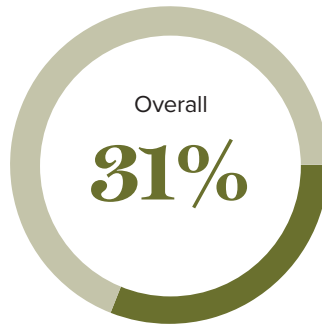


Median household income
\$32,096



Median value of owner-occupied housing
\$246,600

Poverty rates



PUBLIC SCHOOLS

Orleans
Enrollment
46,602
Economically disadvantaged
84%

HIGHER EDUCATION

Number of students receiving GO Grants
130

Number of students receiving TOPS

280

TOPS breakdown

Opportunity
143

Performance
78

Honors
37

Tech
22

WORKING FAMILY TAX CREDITS



Housholds receiving EITC*

5,362



State EITC impact

\$657,823



Tax filers receiving EITC

26%



Average state EITC

\$123

*The Earned Income Tax Credit (EITC) is a benefit for working people with low to moderate income. To qualify, you must meet certain requirements and file a tax return, even if you do not owe any tax or are not required to file.

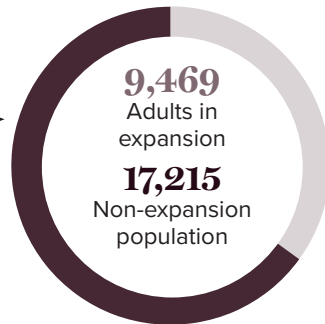
MEDICAID

Total individuals receiving Medicaid

26,684

Children receiving Medicaid

8,676



CASH ASSISTANCE

	FITAP	KCSP
Households	38	24
Average amount per recipient	\$85	\$193
Total monthly distribution	\$7,072	\$11,766

*The Family Independence Temporary Assistance Program (FITAP) provides cash assistance to very low-income families with children who meet specific criteria.

*The Kinship Care Subsidy Program (KCSP) provides cash assistance to qualifying relatives who are caring for one or more children in the absence of the children's parents.

FOOD ASSISTANCE



SNAP recipients

12,262



SNAP retailers

51



Households receiving SNAP*

34%



Monthly benefits redeemed at district retailers

\$790,037



Total monthly benefits

\$2,129,896

*The Supplemental Nutrition Assistance Program (SNAP, also called Food Stamps) provides food assistance benefits to people and families with low incomes.