

BY THE NUMBERS



DEMOGRAPHICS

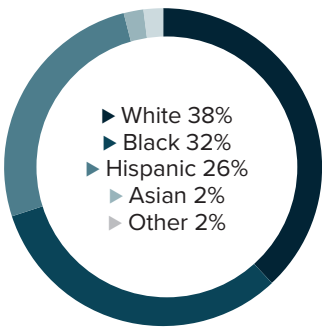


Population
45,183

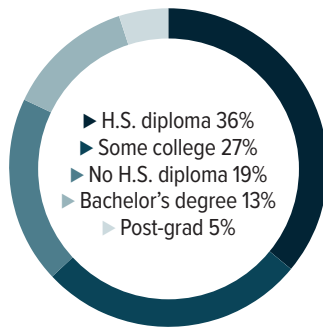


Number of households
16,141

Racial distribution



Education level



ECONOMY

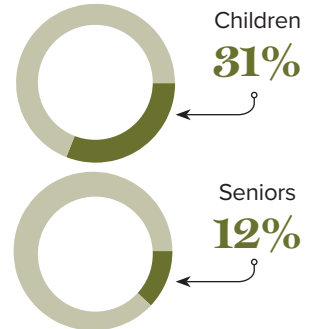
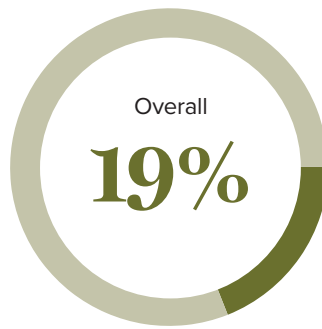


Median household income
\$46,830



Median value of owner-occupied housing
\$160,500

Poverty rates



PUBLIC SCHOOLS

St. Charles
Enrollment
9,809
Economically disadvantaged
59%

Jefferson
Enrollment
50,219
Economically disadvantaged
81%

HIGHER EDUCATION

Number of students receiving GO Grants
281

Number of students receiving TOPS

464

TOPS breakdown

Opportunity
226

Performance
108

Honors
111

Tech
19

WORKING FAMILY TAX CREDITS



Housholds receiving EITC*

5,213



State EITC impact

\$724,953



Tax filers receiving EITC

26%



Average state EITC

\$139

*The Earned Income Tax Credit (EITC) is a benefit for working people with low to moderate income. To qualify, you must meet certain requirements and file a tax return, even if you do not owe any tax or are not required to file.

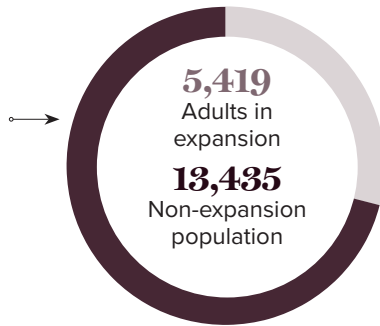
MEDICAID

Total individuals receiving Medicaid

18,854

Children receiving Medicaid

9,045



CASH ASSISTANCE

	FITAP	KCSP
Households	13	9
Average amount per recipient	\$79	\$136
Total monthly distribution	\$2,860	\$2,442

*The Family Independence Temporary Assistance Program (FITAP) provides cash assistance to very low-income families with children who meet specific criteria.

*The Kinship Care Subsidy Program (KCSP) provides cash assistance to qualifying relatives who are caring for one or more children in the absence of the children's parents.

FOOD ASSISTANCE



SNAP recipients

7,578



Households receiving SNAP*

22%



Total monthly benefits

\$1,243,507



SNAP retailers

42



Monthly benefits redeemed at district retailers

\$2,366,467

*The Supplemental Nutrition Assistance Program (SNAP, also called Food Stamps) provides food assistance benefits to people and families with low incomes.