

BY THE NUMBERS



DEMOGRAPHICS

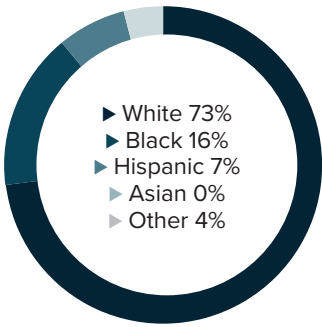


Population
43,815

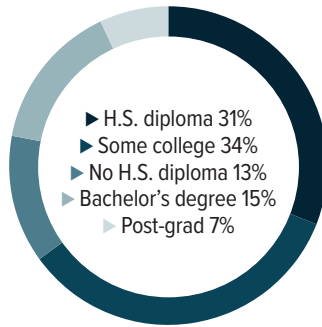


Number of households
15,926

Racial distribution



Education level



ECONOMY

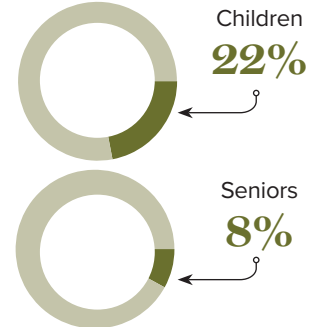


Median household income
\$56,625



Median value of owner-occupied housing
\$166,800

Poverty rates



PUBLIC SCHOOLS

St. Tammany
Enrollment
38,684
Economically disadvantaged
54%

HIGHER EDUCATION

Number of students receiving GO Grants
175

Number of students receiving TOPS

485

TOPS breakdown

Opportunity
222

Performance
141

Honors
110

Tech
12

WORKING FAMILY TAX CREDITS



Housholds receiving EITC*

4,278



State EITC impact

\$556,929



Tax filers receiving EITC

23%



Average state EITC

\$130

*The Earned Income Tax Credit (EITC) is a benefit for working people with low to moderate income. To qualify, you must meet certain requirements and file a tax return, even if you do not owe any tax or are not required to file.

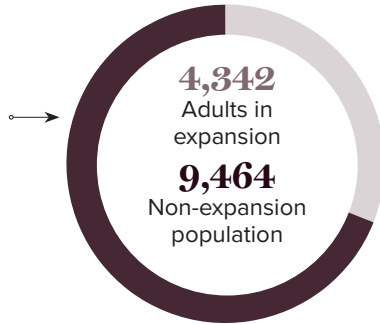
MEDICAID

Total individuals receiving Medicaid

13,806

Children receiving Medicaid

6,479



CASH ASSISTANCE

	FITAP	KCSP
Households	20	12
Average amount per recipient	\$74	\$162
Total monthly distribution	\$4,138	\$4,218

*The Family Independence Temporary Assistance Program (FITAP) provides cash assistance to very low-income families with children who meet specific criteria.

*The Kinship Care Subsidy Program (KCSP) provides cash assistance to qualifying relatives who are caring for one or more children in the absence of the children's parents.

FOOD ASSISTANCE



SNAP recipients

5,563



SNAP retailers

30



Households receiving SNAP*

15%



Monthly benefits redeemed at district retailers

\$759,686



Total monthly benefits

\$930,123

*The Supplemental Nutrition Assistance Program (SNAP, also called Food Stamps) provides food assistance benefits to people and families with low incomes.