

BY THE NUMBERS



DEMOGRAPHICS



Population

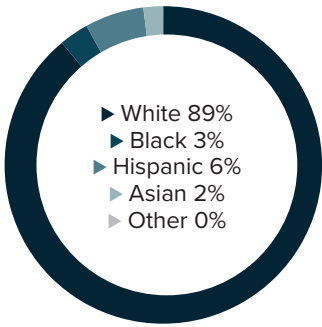
43,031




Number of households

15,636

Racial distribution



Education level



ECONOMY



Median household income

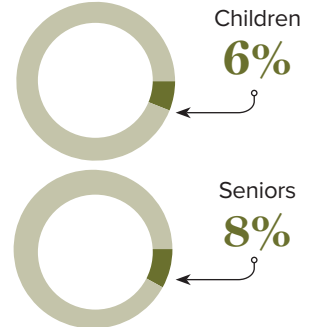
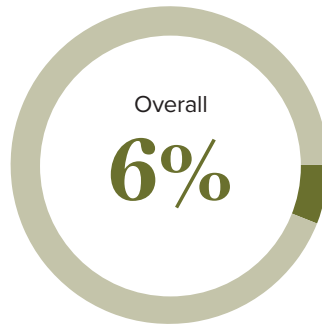
\$89,868



Median value of owner-occupied housing

\$285,300

Poverty rates



PUBLIC SCHOOLS

St. Tammany

Enrollment

38,684

Economically disadvantaged

54%

HIGHER EDUCATION

Number of students receiving GO Grants

145

Number of students receiving TOPS

1,102

TOPS breakdown

Opportunity

417

Honors

376

Performance

299

Tech

10

WORKING FAMILY TAX CREDITS



Housholds receiving EITC*

2,189



State EITC impact

\$249,044



Tax filers receiving EITC

11%



Average state EITC

\$114

*The Earned Income Tax Credit (EITC) is a benefit for working people with low to moderate income. To qualify, you must meet certain requirements and file a tax return, even if you do not owe any tax or are not required to file.

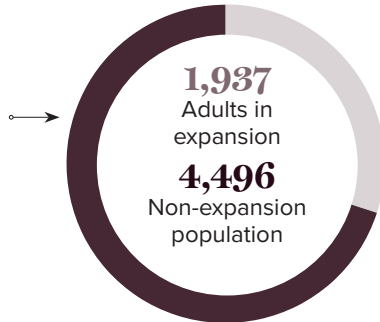
MEDICAID

Total individuals receiving Medicaid

6,433

Children receiving Medicaid

2,888



CASH ASSISTANCE

	FITAP	KCSP
Households	1	2
Average amount per recipient	\$65	\$148
Total monthly distribution	\$327	\$888

*The Family Independence Temporary Assistance Program (FITAP) provides cash assistance to very low-income families with children who meet specific criteria.

*The Kinship Care Subsidy Program (KCSP) provides cash assistance to qualifying relatives who are caring for one or more children in the absence of the children's parents.

FOOD ASSISTANCE



SNAP recipients

1,598



SNAP retailers

19



Households receiving SNAP*

5%



Monthly benefits redeemed at district retailers

\$247,584



Total monthly benefits

\$268,711

*The Supplemental Nutrition Assistance Program (SNAP, also called Food Stamps) provides food assistance benefits to people and families with low incomes.