

BY THE NUMBERS



DEMOGRAPHICS



Population

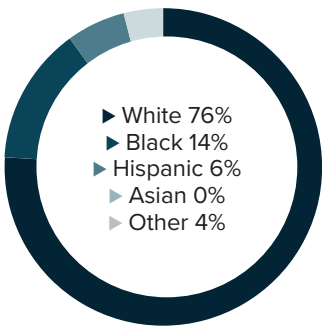
46,803



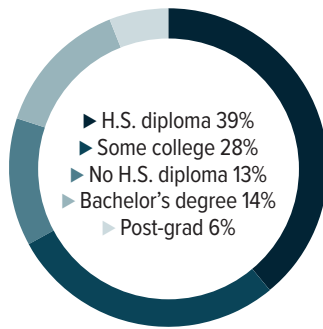
Number of households

17,048

Racial distribution



Education level



ECONOMY



Median household income

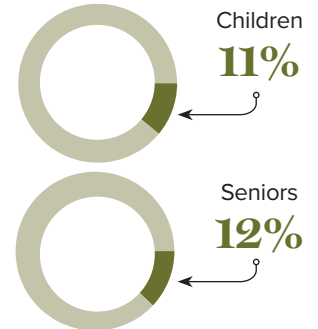
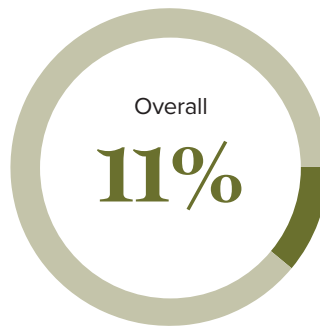
\$71,487



Median value of owner-occupied housing

\$171,200

Poverty rates



PUBLIC SCHOOLS

Ascension
Enrollment

23,253

Economically
disadvantaged

57%

HIGHER EDUCATION

Number of students receiving
GO Grants

172

Number of students receiving TOPS

759

TOPS breakdown

Opportunity

351

Performance

212

Honors

161

Tech

35

WORKING FAMILY TAX CREDITS



Housholds receiving EITC*

3,302



State EITC impact

\$443,114



Tax filers receiving EITC

16%



Average state EITC

\$134

*The Earned Income Tax Credit (EITC) is a benefit for working people with low to moderate income. To qualify, you must meet certain requirements and file a tax return, even if you do not owe any tax or are not required to file.

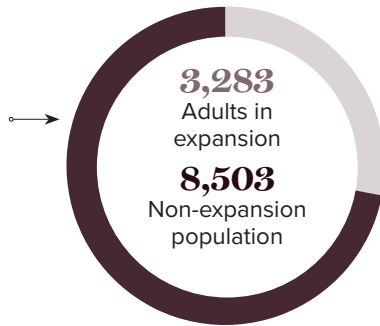
MEDICAID

Total individuals receiving Medicaid

11,786

Children receiving Medicaid

6,110



CASH ASSISTANCE

	FITAP	KCSP
Households	8	13
Average amount per recipient	\$76	\$143
Total monthly distribution	\$1,912	\$4,874

*The Family Independence Temporary Assistance Program (FITAP) provides cash assistance to very low-income families with children who meet specific criteria.

*The Kinship Care Subsidy Program (KCSP) provides cash assistance to qualifying relatives who are caring for one or more children in the absence of the children's parents.

FOOD ASSISTANCE



SNAP recipients

4,555



SNAP retailers

32



Households receiving SNAP*

12%



Monthly benefits redeemed at district retailers

\$1,039,559



Total monthly benefits

\$764,132

*The Supplemental Nutrition Assistance Program (SNAP, also called Food Stamps) provides food assistance benefits to people and families with low incomes.