

BY THE NUMBERS



DEMOGRAPHICS



Population

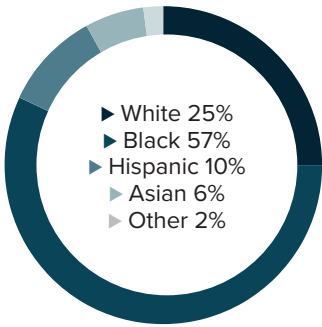
40,929



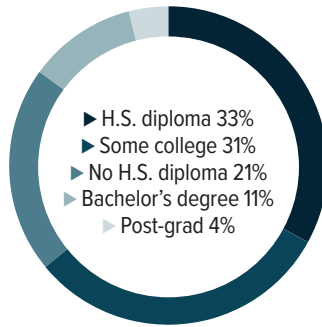
Number of households

14,275

Racial distribution



Education level



ECONOMY



Median household income

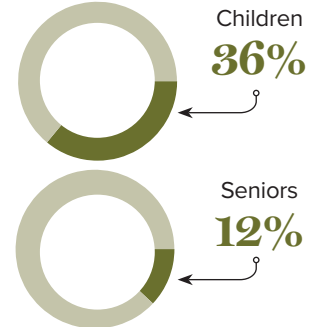
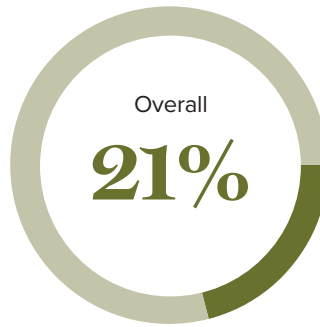
\$42,007



Median value of owner-occupied housing

\$133,900

Poverty rates



PUBLIC SCHOOLS

Jefferson
Enrollment

50,219

Economically
disadvantaged

81%

HIGHER EDUCATION

Number of students receiving
GO Grants

409

Number of students receiving TOPS

411

TOPS breakdown

Opportunity

212

Honors

83

Performance

93

Tech

23

WORKING FAMILY TAX CREDITS



Housholds receiving EITC*

6,179



State EITC impact

\$898,333



Tax filers receiving EITC

33%



Average state EITC

\$145

*The Earned Income Tax Credit (EITC) is a benefit for working people with low to moderate income. To qualify, you must meet certain requirements and file a tax return, even if you do not owe any tax or are not required to file.

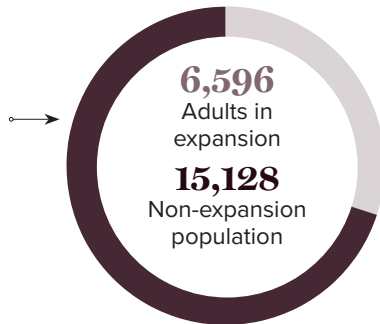
MEDICAID

Total individuals receiving Medicaid

21,724

Children receiving Medicaid

10,182



CASH ASSISTANCE

	FITAP	KCSP
Households	31	9
Average amount per recipient	\$78	\$164
Total monthly distribution	\$6,976	\$3,108

*The Family Independence Temporary Assistance Program (FITAP) provides cash assistance to very low-income families with children who meet specific criteria.

*The Kinship Care Subsidy Program (KCSP) provides cash assistance to qualifying relatives who are caring for one or more children in the absence of the children's parents.

FOOD ASSISTANCE



SNAP recipients

10,419



SNAP retailers

36



Households receiving SNAP*

34%



Monthly benefits redeemed at district retailers

\$2,426,676



Total monthly benefits

\$1,750,021

*The Supplemental Nutrition Assistance Program (SNAP, also called Food Stamps) provides food assistance benefits to people and families with low incomes.