

BY THE NUMBERS



DEMOGRAPHICS

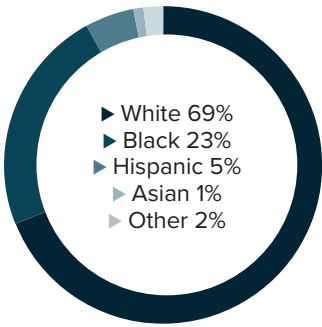


Population
43,713

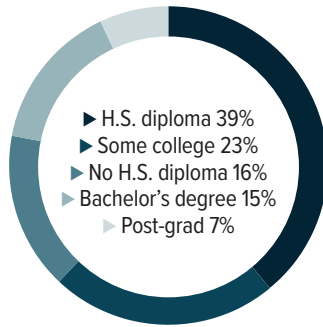


Number of households
15,313

Racial distribution



Education level



ECONOMY

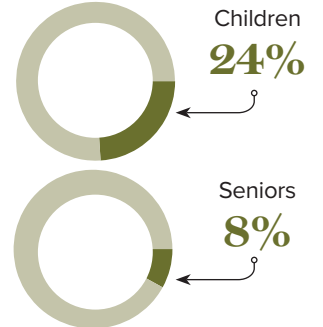


Median household income
\$46,173



Median value of owner-occupied housing
\$162,700

Poverty rates



PUBLIC SCHOOLS

Tangipahoa
Enrollment
19,851
Economically
disadvantaged
74%

HIGHER EDUCATION

Number of students receiving
GO Grants **287**

Number of students receiving TOPS
660

TOPS breakdown

Opportunity
290
Honors
158

Performance
184
Tech
28

WORKING FAMILY TAX CREDITS



Housholds receiving EITC*

4,818



State EITC impact

\$738,452



Tax filers receiving EITC

29%



Average state EITC

\$153

*The Earned Income Tax Credit (EITC) is a benefit for working people with low to moderate income. To qualify, you must meet certain requirements and file a tax return, even if you do not owe any tax or are not required to file.

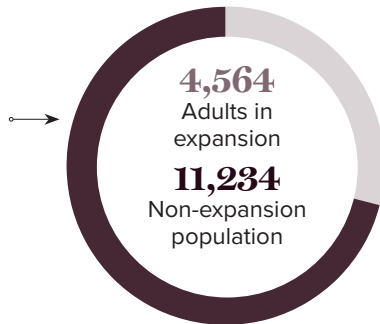
MEDICAID

Total individuals receiving Medicaid

15,798

Children receiving Medicaid

7,525



CASH ASSISTANCE

	FITAP	KCSP
Households	18	18
Average amount per recipient	\$78	\$170
Total monthly distribution	\$3,670	\$7,326

*The Family Independence Temporary Assistance Program (FITAP) provides cash assistance to very low-income families with children who meet specific criteria.

*The Kinship Care Subsidy Program (KCSP) provides cash assistance to qualifying relatives who are caring for one or more children in the absence of the children's parents.

FOOD ASSISTANCE



SNAP recipients

7,121



SNAP retailers

40



Households receiving SNAP*

21%



Monthly benefits redeemed at district retailers

\$2,133,168



Total monthly benefits

\$1,196,204

*The Supplemental Nutrition Assistance Program (SNAP, also called Food Stamps) provides food assistance benefits to people and families with low incomes.