

BY THE NUMBERS



DEMOGRAPHICS



Population

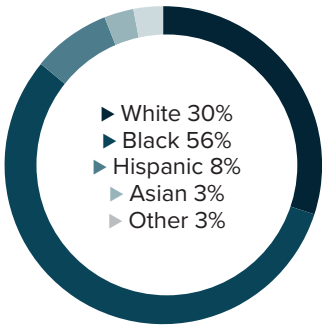
42,831



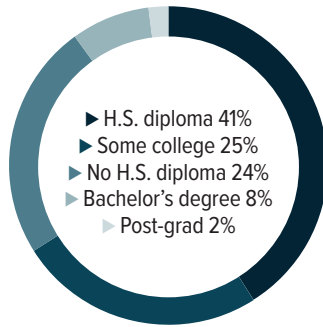
Number of households

15,273

Racial distribution



Education level



ECONOMY



Median household income

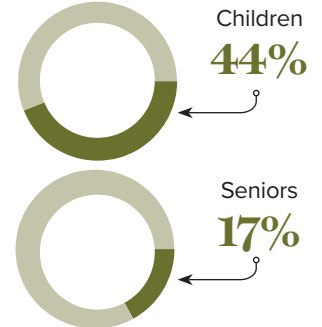
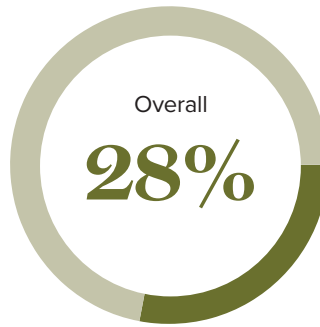
\$34,472



Median value of owner-occupied housing

\$108,200

Poverty rates



PUBLIC SCHOOLS

Jefferson
Enrollment

50,219

Economically
disadvantaged

81%

HIGHER EDUCATION

Number of students receiving
GO Grants

406

Number of students receiving TOPS

327

TOPS breakdown

Opportunity

169

Honors

43

Performance

84

Tech

31

WORKING FAMILY TAX CREDITS



Housholds receiving EITC*

6,620



State EITC impact

\$967,556



Tax filers receiving EITC

34%



Average state EITC

\$146

*The Earned Income Tax Credit (EITC) is a benefit for working people with low to moderate income. To qualify, you must meet certain requirements and file a tax return, even if you do not owe any tax or are not required to file.

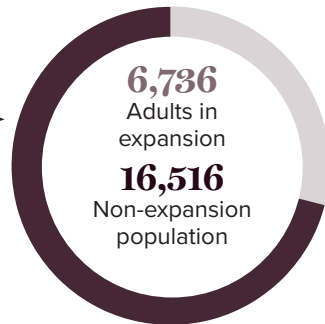
MEDICAID

Total individuals receiving Medicaid

23,252

Children receiving Medicaid

10,701



CASH ASSISTANCE

	FITAP	KCSP
Households	22	22
Average amount per recipient	\$73	\$161
Total monthly distribution	\$4,322	\$8,214

*The Family Independence Temporary Assistance Program (FITAP) provides cash assistance to very low-income families with children who meet specific criteria.

*The Kinship Care Subsidy Program (KCSP) provides cash assistance to qualifying relatives who are caring for one or more children in the absence of the children's parents.

FOOD ASSISTANCE



SNAP recipients

12,198



SNAP retailers

34



Households receiving SNAP*

35%



Monthly benefits redeemed at district retailers

\$825,955



Total monthly benefits

\$2,046,845

*The Supplemental Nutrition Assistance Program (SNAP, also called Food Stamps) provides food assistance benefits to people and families with low incomes.