

BY THE NUMBERS



DEMOGRAPHICS



Population

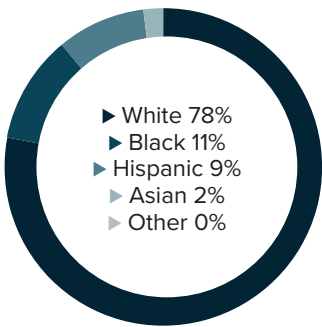
45,176



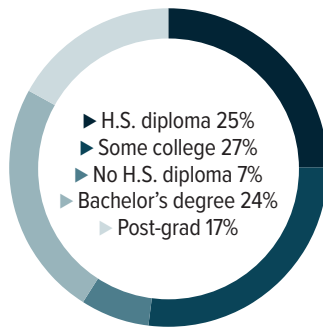
Number of households

20,492

Racial distribution



Education level



ECONOMY



Median household income

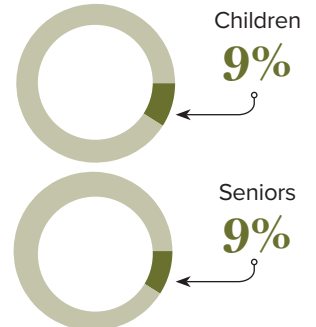
\$62,359



Median value of owner-occupied housing

\$214,700

Poverty rates



PUBLIC SCHOOLS

Jefferson
Enrollment

50,219

Economically
disadvantaged

81%

HIGHER EDUCATION

Number of students receiving
GO Grants

193

Number of students receiving TOPS

639

TOPS breakdown

Opportunity
256

Performance
146

Honors
228

Tech
9

WORKING FAMILY TAX CREDITS



Housholds receiving EITC*

3,510



State EITC impact

\$386,828



Tax filers receiving EITC

16%



Average state EITC

\$110

*The Earned Income Tax Credit (EITC) is a benefit for working people with low to moderate income. To qualify, you must meet certain requirements and file a tax return, even if you do not owe any tax or are not required to file.

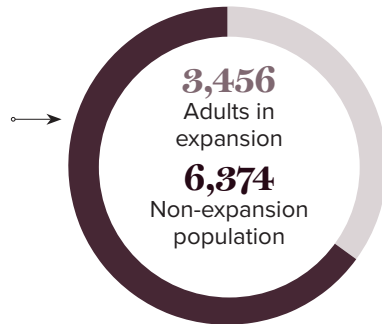
MEDICAID

Total individuals receiving Medicaid

9,830

Children receiving Medicaid

3,704



CASH ASSISTANCE

	FITAP	KCSP
Households	5	5
Average amount per recipient	\$93	\$159
Total monthly distribution	\$926	\$1,110

*The Family Independence Temporary Assistance Program (FITAP) provides cash assistance to very low-income families with children who meet specific criteria.

*The Kinship Care Subsidy Program (KCSP) provides cash assistance to qualifying relatives who are caring for one or more children in the absence of the children's parents.

FOOD ASSISTANCE



SNAP recipients

3,586



SNAP retailers

40



Households receiving SNAP*

10%



Monthly benefits redeemed at district retailers

\$2,457,524



Total monthly benefits

\$619,412

*The Supplemental Nutrition Assistance Program (SNAP, also called Food Stamps) provides food assistance benefits to people and families with low incomes.