

BY THE NUMBERS



DEMOGRAPHICS



Population

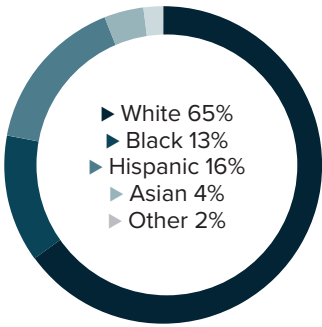
47,587




Number of households

21,001

Racial distribution



Education level



ECONOMY



Median household income

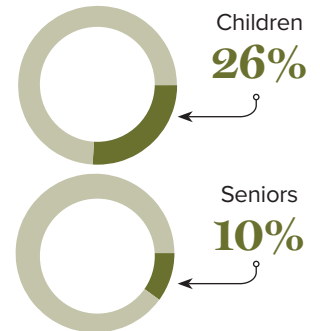
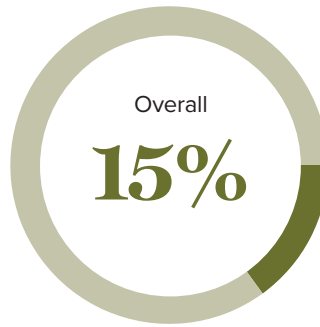
\$50,616



Median value of owner-occupied housing

\$227,500

Poverty rates



PUBLIC SCHOOLS

Jefferson
Enrollment

50,219

Economically
disadvantaged

81%

HIGHER EDUCATION

Number of students receiving
GO Grants

199

Number of students receiving TOPS

489

TOPS breakdown

Opportunity
220

Performance
115

Honors
144

Tech
10

WORKING FAMILY TAX CREDITS



Housholds receiving EITC*

3,636



State EITC impact

\$432,154



Tax filers receiving EITC

17%



Average state EITC

\$119

*The Earned Income Tax Credit (EITC) is a benefit for working people with low to moderate income. To qualify, you must meet certain requirements and file a tax return, even if you do not owe any tax or are not required to file.

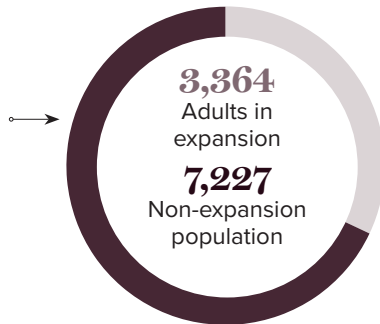
MEDICAID

Total individuals receiving Medicaid

10,591

Children receiving Medicaid

4,990



CASH ASSISTANCE

	FITAP	KCSP
Households	6	2
Average amount per recipient	\$85	\$89
Total monthly distribution	\$930	\$444

*The Family Independence Temporary Assistance Program (FITAP) provides cash assistance to very low-income families with children who meet specific criteria.

*The Kinship Care Subsidy Program (KCSP) provides cash assistance to qualifying relatives who are caring for one or more children in the absence of the children's parents.

FOOD ASSISTANCE



SNAP recipients

4,564



SNAP retailers

33



Households receiving SNAP*

10%



Monthly benefits redeemed at district retailers

\$711,487



Total monthly benefits

\$735,954

*The Supplemental Nutrition Assistance Program (SNAP, also called Food Stamps) provides food assistance benefits to people and families with low incomes.