

BY THE NUMBERS



DEMOGRAPHICS



Population

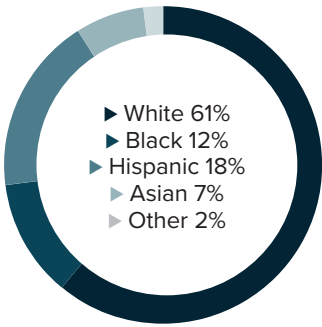
45,478



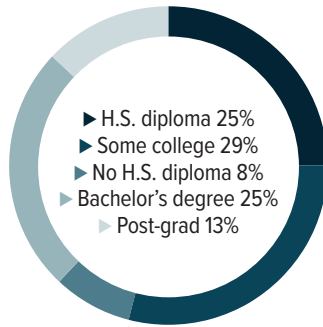
Number of households

17,470

Racial distribution



Education level



ECONOMY



Median household income

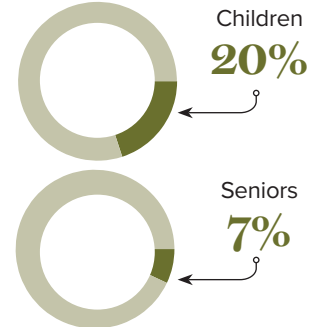
\$72,356



Median value of owner-occupied housing

\$256,900

Poverty rates



PUBLIC SCHOOLS

Jefferson
Enrollment

50,219

Economically
disadvantaged

81%

HIGHER EDUCATION

Number of students receiving
GO Grants

184

Number of students receiving TOPS

845

TOPS breakdown

Opportunity
388

Performance
185

Honors
259

Tech
13

WORKING FAMILY TAX CREDITS



Housholds receiving EITC*

4,422



State EITC impact

\$591,810



Tax filers receiving EITC

22%



Average state EITC

\$134

*The Earned Income Tax Credit (EITC) is a benefit for working people with low to moderate income. To qualify, you must meet certain requirements and file a tax return, even if you do not owe any tax or are not required to file.

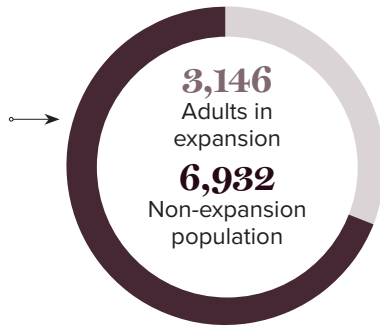
MEDICAID

Total individuals receiving Medicaid

10,078

Children receiving Medicaid

4,912



CASH ASSISTANCE

	FITAP	KCSP
Households	6	2
Average amount per recipient	\$78	\$148
Total monthly distribution	\$1,482	\$444

*The Family Independence Temporary Assistance Program (FITAP) provides cash assistance to very low-income families with children who meet specific criteria.

*The Kinship Care Subsidy Program (KCSP) provides cash assistance to qualifying relatives who are caring for one or more children in the absence of the children's parents.

FOOD ASSISTANCE



SNAP recipients

3,395



Households receiving SNAP*

9%



Total monthly benefits

\$555,040



SNAP retailers

17



Monthly benefits redeemed at district retailers

\$900,373

*The Supplemental Nutrition Assistance Program (SNAP, also called Food Stamps) provides food assistance benefits to people and families with low incomes.