

BY THE NUMBERS



DEMOGRAPHICS

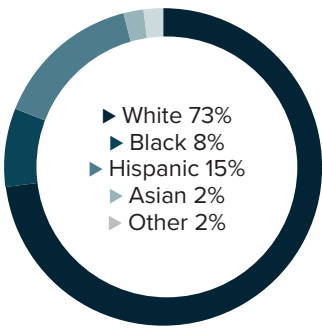


Population
44,762

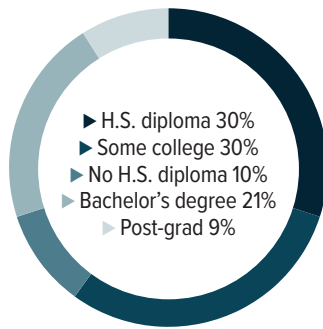


Number of households
18,133

Racial distribution



Education level



ECONOMY

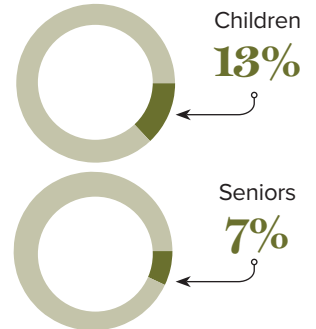


Median household income
\$56,079



Median value of owner-occupied housing
\$201,600

Poverty rates



PUBLIC SCHOOLS

Jefferson
Enrollment
50,219
Economically
disadvantaged
81%

HIGHER EDUCATION

Number of students receiving GO Grants
222

Number of students receiving TOPS
716

TOPS breakdown

Opportunity
346

Performance
166

Honors
187

Tech
17

WORKING FAMILY TAX CREDITS



Housholds receiving EITC*

3,405



State EITC impact

\$409,241



Tax filers receiving EITC

16%



Average state EITC

\$120

*The Earned Income Tax Credit (EITC) is a benefit for working people with low to moderate income. To qualify, you must meet certain requirements and file a tax return, even if you do not owe any tax or are not required to file.

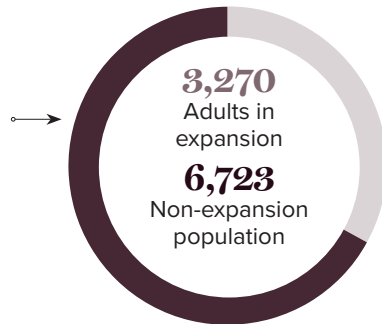
MEDICAID

Total individuals receiving Medicaid

9,993

Children receiving Medicaid

4,551



CASH ASSISTANCE

	FITAP	KCSP
Households	14	3
Average amount per recipient	\$83	\$190
Total monthly distribution	\$2,743	\$1,332

*The Family Independence Temporary Assistance Program (FITAP) provides cash assistance to very low-income families with children who meet specific criteria.

*The Kinship Care Subsidy Program (KCSP) provides cash assistance to qualifying relatives who are caring for one or more children in the absence of the children's parents.

FOOD ASSISTANCE



SNAP recipients

3,719



SNAP retailers

19



Households receiving SNAP*

10%



Monthly benefits redeemed at district retailers

\$444,430



Total monthly benefits

\$610,687

*The Supplemental Nutrition Assistance Program (SNAP, also called Food Stamps) provides food assistance benefits to people and families with low incomes.