

BY THE NUMBERS



DEMOGRAPHICS



Population

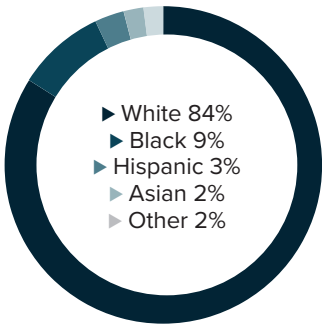
52,155



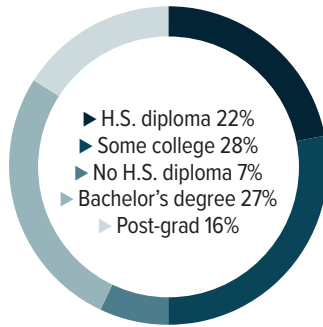
Number of households

18,885

Racial distribution



Education level



ECONOMY



Median household income

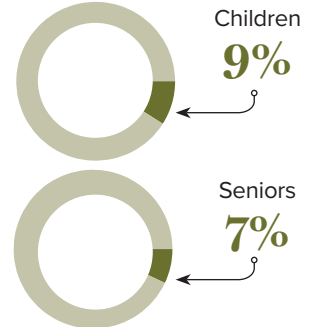
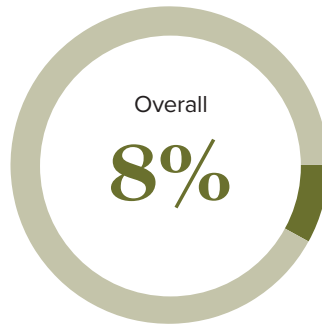
\$82,697



Median value of owner-occupied housing

\$249,400

Poverty rates



PUBLIC SCHOOLS

St. Tammany

Enrollment

38,684

Economically disadvantaged

54%

HIGHER EDUCATION

Number of students receiving GO Grants

138

Number of students receiving TOPS

899

TOPS breakdown

Opportunity

393

Honors

254

Performance

232

Tech

20

WORKING FAMILY TAX CREDITS



Housholds receiving EITC*

3,074



State EITC impact

\$371,900



Tax filers receiving EITC

13%



Average state EITC

\$121

*The Earned Income Tax Credit (EITC) is a benefit for working people with low to moderate income. To qualify, you must meet certain requirements and file a tax return, even if you do not owe any tax or are not required to file.

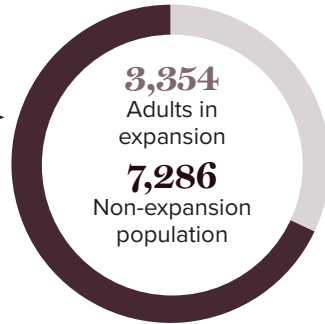
MEDICAID

Total individuals receiving Medicaid

10,640

Children receiving Medicaid

5,051



CASH ASSISTANCE

	FITAP	KCSP
Households	11	4
Average amount per recipient	\$82	\$185
Total monthly distribution	\$1,890	\$2,220

*The Family Independence Temporary Assistance Program (FITAP) provides cash assistance to very low-income families with children who meet specific criteria.

*The Kinship Care Subsidy Program (KCSP) provides cash assistance to qualifying relatives who are caring for one or more children in the absence of the children's parents.

FOOD ASSISTANCE



SNAP recipients

3,274



SNAP retailers

36



Households receiving SNAP*

8%



Monthly benefits redeemed at district retailers

\$1,101,414



Total monthly benefits

\$550,761

*The Supplemental Nutrition Assistance Program (SNAP, also called Food Stamps) provides food assistance benefits to people and families with low incomes.