

BY THE NUMBERS



DEMOGRAPHICS

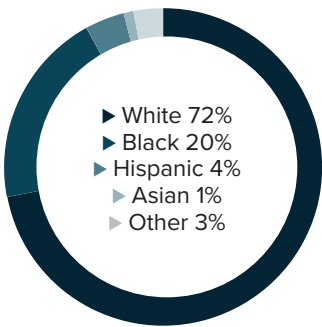


Population
48,338

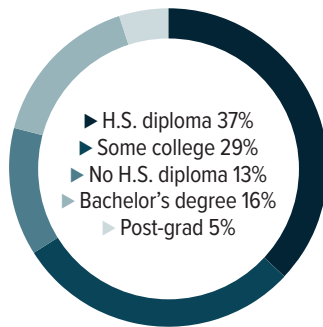


Number of households
18,364

Racial distribution



Education level



ECONOMY

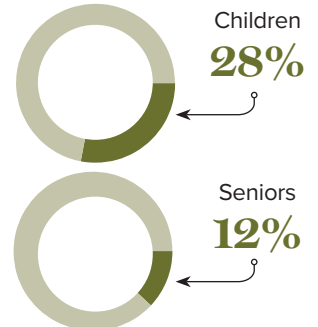
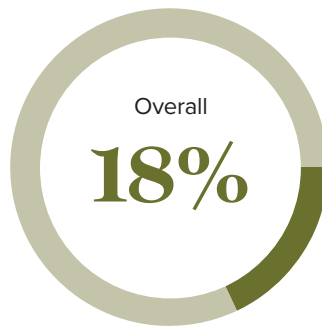


Median household income
\$54,582



Median value of owner-occupied housing
\$165,400

Poverty rates



PUBLIC SCHOOLS

Tangipahoa
Enrollment
19,851
Economically disadvantaged
74%

HIGHER EDUCATION

Number of students receiving GO Grants
198

Number of students receiving TOPS

556

TOPS breakdown

Opportunity
243

Performance
171

Honors
106

Tech
36

WORKING FAMILY TAX CREDITS



Housholds receiving EITC*

4,990



State EITC impact

\$719,373



Tax filers receiving EITC

25%



Average state EITC

\$144

*The Earned Income Tax Credit (EITC) is a benefit for working people with low to moderate income. To qualify, you must meet certain requirements and file a tax return, even if you do not owe any tax or are not required to file.

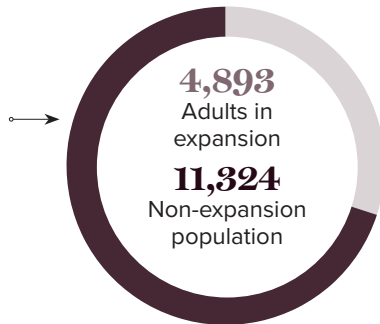
MEDICAID

Total individuals receiving Medicaid

16,217

Children receiving Medicaid

7,601



CASH ASSISTANCE

	FITAP	KCSP
Households	22	16
Average amount per recipient	\$86	\$184
Total monthly distribution	\$4,397	\$6,438

*The Family Independence Temporary Assistance Program (FITAP) provides cash assistance to very low-income families with children who meet specific criteria.

*The Kinship Care Subsidy Program (KCSP) provides cash assistance to qualifying relatives who are caring for one or more children in the absence of the children's parents.

FOOD ASSISTANCE



SNAP recipients

7,018



SNAP retailers

37



Households receiving SNAP*

17%



Monthly benefits redeemed at district retailers

\$1,163,977



Total monthly benefits

\$1,178,573

*The Supplemental Nutrition Assistance Program (SNAP, also called Food Stamps) provides food assistance benefits to people and families with low incomes.