

BY THE NUMBERS



DEMOGRAPHICS

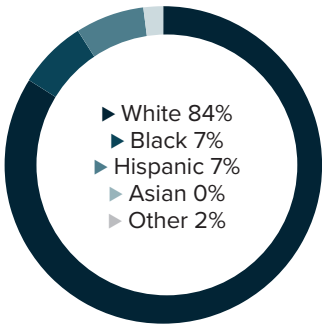


Population
45,428

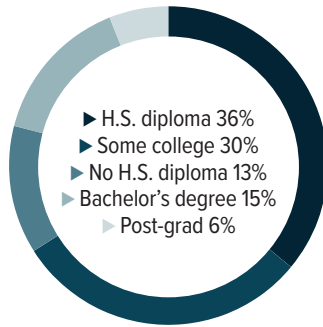


Number of households
16,535

Racial distribution



Education level



ECONOMY

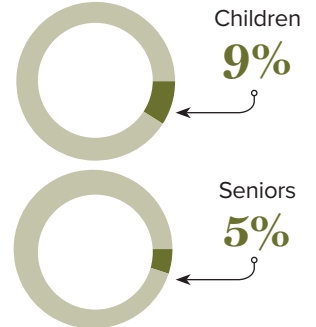
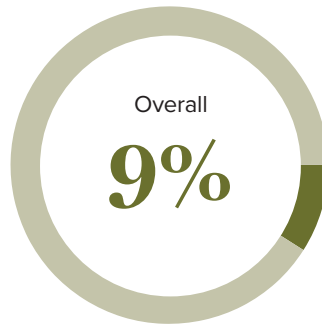


Median household income
\$62,789



Median value of owner-occupied housing
\$166,800

Poverty rates



PUBLIC SCHOOLS

Livingston
Enrollment
26,111

Economically
disadvantaged
57%

HIGHER EDUCATION

Number of students receiving
GO Grants **152**

Number of students receiving TOPS

691

TOPS breakdown

Opportunity
334

Honors
152

Performance
177

Tech
28

WORKING FAMILY TAX CREDITS



Housholds receiving EITC*

3,710



State EITC impact

\$487,900



Tax filers receiving EITC

20%



Average state EITC

\$132

*The Earned Income Tax Credit (EITC) is a benefit for working people with low to moderate income. To qualify, you must meet certain requirements and file a tax return, even if you do not owe any tax or are not required to file.

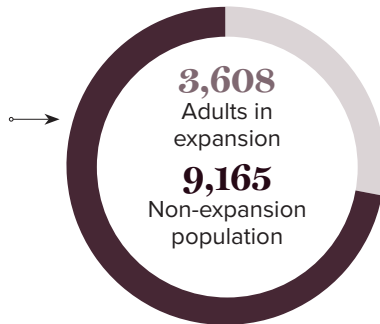
MEDICAID

Total individuals receiving Medicaid

12,773

Children receiving Medicaid

6,543



CASH ASSISTANCE

	FITAP	KCSP
Households	13	16
Average amount per recipient	\$79	\$146
Total monthly distribution	\$2,619	\$5,994

*The Family Independence Temporary Assistance Program (FITAP) provides cash assistance to very low-income families with children who meet specific criteria.

*The Kinship Care Subsidy Program (KCSP) provides cash assistance to qualifying relatives who are caring for one or more children in the absence of the children's parents.

FOOD ASSISTANCE



SNAP recipients

4,824



SNAP retailers

43



Households receiving SNAP*

13%



Monthly benefits redeemed at district retailers

\$1,899,875



Total monthly benefits

\$807,542

*The Supplemental Nutrition Assistance Program (SNAP, also called Food Stamps) provides food assistance benefits to people and families with low incomes.