

BY THE NUMBERS



DEMOGRAPHICS



Population

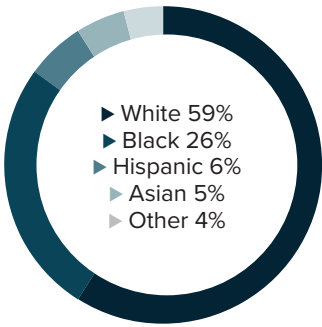
45,001



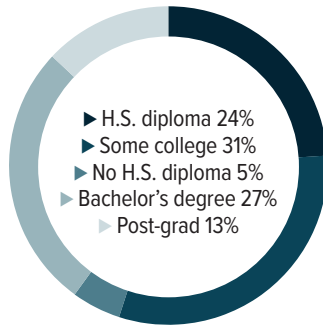
Number of households

18,360

Racial distribution



Education level



ECONOMY



Median household income

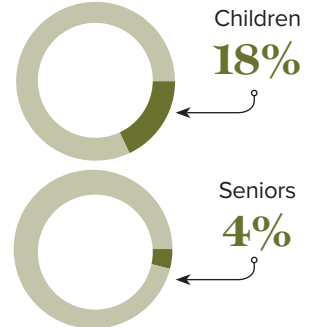
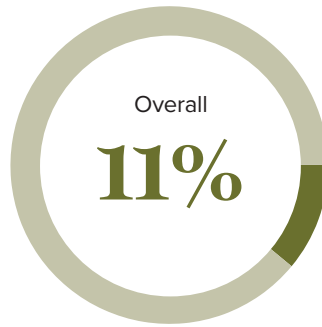
\$64,592



Median value of owner-occupied housing

\$209,200

Poverty rates



PUBLIC SCHOOLS

East Baton Rouge
Enrollment

41,420

Economically
disadvantaged

80%

HIGHER EDUCATION

Number of students receiving
GO Grants

221

Number of students receiving TOPS

631

TOPS breakdown

Opportunity
270

Performance
160

Honors
187

Tech
14

WORKING FAMILY TAX CREDITS



Housholds receiving EITC*

3,997



State EITC impact

\$549,390



Tax filers receiving EITC

21%



Average state EITC

\$137

*The Earned Income Tax Credit (EITC) is a benefit for working people with low to moderate income. To qualify, you must meet certain requirements and file a tax return, even if you do not owe any tax or are not required to file.

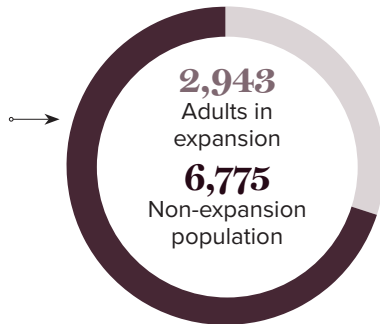
MEDICAID

Total individuals receiving Medicaid

9,718

Children receiving Medicaid

4,813



CASH ASSISTANCE

	FITAP	KCSP
Households	9	3
Average amount per recipient	\$90	\$222
Total monthly distribution	\$1,708	\$666

*The Family Independence Temporary Assistance Program (FITAP) provides cash assistance to very low-income families with children who meet specific criteria.

*The Kinship Care Subsidy Program (KCSP) provides cash assistance to qualifying relatives who are caring for one or more children in the absence of the children's parents.

FOOD ASSISTANCE



SNAP recipients

4,038



SNAP retailers

39



Households receiving SNAP*

10%



Monthly benefits redeemed at district retailers

\$1,409,829



Total monthly benefits

\$676,434

*The Supplemental Nutrition Assistance Program (SNAP, also called Food Stamps) provides food assistance benefits to people and families with low incomes.