

BY THE NUMBERS



DEMOGRAPHICS



Population

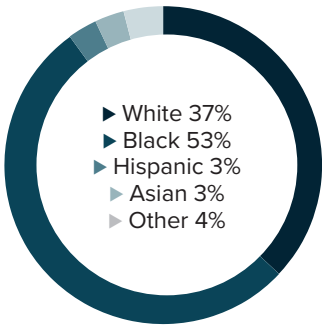
38,529



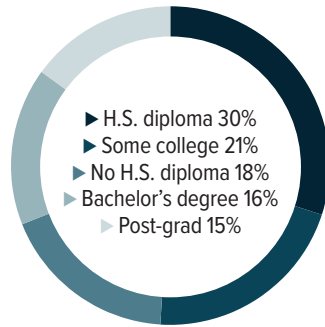
Number of households

15,044

Racial distribution



Education level



ECONOMY



Median household income

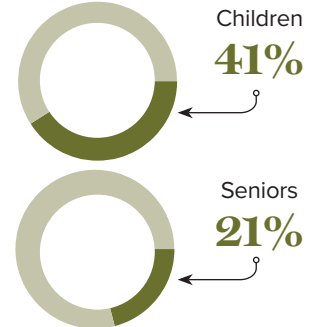
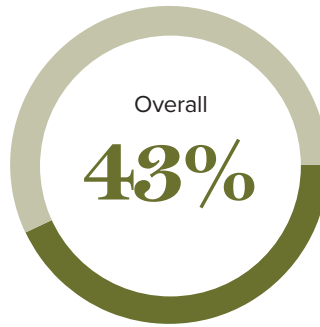
\$24,865



Median value of owner-occupied housing

\$113,200

Poverty rates



PUBLIC SCHOOLS

East Baton Rouge
Enrollment

41,420

Economically
disadvantaged

80%

HIGHER EDUCATION

Number of students receiving
GO Grants

213

Number of students receiving TOPS

340

TOPS breakdown

Opportunity

152

Honors

107

Performance

74

Tech

7

WORKING FAMILY TAX CREDITS



Housholds receiving EITC*

5,323



State EITC impact

\$804,712



Tax filers receiving EITC

35%



Average state EITC

\$151

*The Earned Income Tax Credit (EITC) is a benefit for working people with low to moderate income. To qualify, you must meet certain requirements and file a tax return, even if you do not owe any tax or are not required to file.

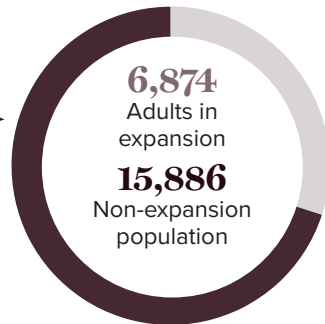
MEDICAID

Total individuals receiving Medicaid

22,760

Children receiving Medicaid

8,363



CASH ASSISTANCE

	FITAP	KCSP
Households	38	16
Average amount per recipient	\$79	\$150
Total monthly distribution	\$8,223	\$5,106

*The Family Independence Temporary Assistance Program (FITAP) provides cash assistance to very low-income families with children who meet specific criteria.

*The Kinship Care Subsidy Program (KCSP) provides cash assistance to qualifying relatives who are caring for one or more children in the absence of the children's parents.

FOOD ASSISTANCE



SNAP recipients

9,071



SNAP retailers

35



Households receiving SNAP*

33%



Monthly benefits redeemed at district retailers

\$336,086



Total monthly benefits

\$1,569,726

*The Supplemental Nutrition Assistance Program (SNAP, also called Food Stamps) provides food assistance benefits to people and families with low incomes.