

BY THE NUMBERS



DEMOGRAPHICS

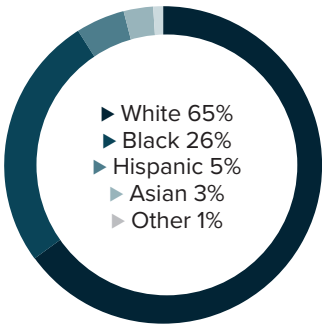


Population
43,835

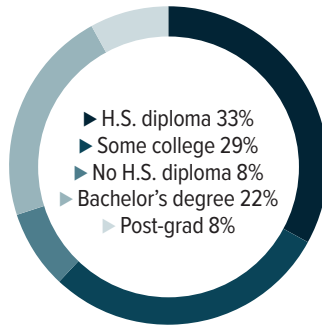


Number of households
15,988

Racial distribution



Education level



ECONOMY

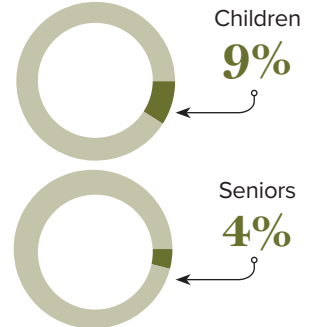
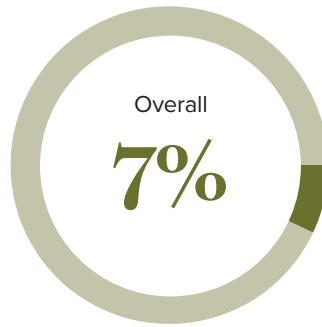


Median household income
\$66,024



Median value of owner-occupied housing
\$175,100

Poverty rates



PUBLIC SCHOOLS

Central Community
Enrollment

4,869

Economically
disadvantaged

50%

East Baton Rouge
Enrollment

41,420

Economically
disadvantaged

80%

HIGHER EDUCATION

Number of students receiving
GO Grants **255**

Number of students receiving TOPS

576

TOPS breakdown

Opportunity
270

Performance
140

Honors
146

Tech
20

WORKING FAMILY TAX CREDITS



Housholds receiving EITC*

3,672



State EITC impact

\$504,877



Tax filers receiving EITC

20%



Average state EITC

\$137

*The Earned Income Tax Credit (EITC) is a benefit for working people with low to moderate income. To qualify, you must meet certain requirements and file a tax return, even if you do not owe any tax or are not required to file.

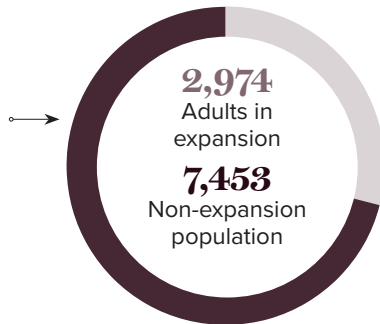
MEDICAID

Total individuals receiving Medicaid

10,427

Children receiving Medicaid

5,605



CASH ASSISTANCE

	FITAP	KCSP
Households	9	5
Average amount per recipient	\$90	\$178
Total monthly distribution	\$1,716	\$2,664

*The Family Independence Temporary Assistance Program (FITAP) provides cash assistance to very low-income families with children who meet specific criteria.

*The Kinship Care Subsidy Program (KCSP) provides cash assistance to qualifying relatives who are caring for one or more children in the absence of the children's parents.

FOOD ASSISTANCE



SNAP recipients

4,209



SNAP retailers

35



Households receiving SNAP*

11%



Monthly benefits redeemed at district retailers

\$1,709,451



Total monthly benefits

\$692,840

*The Supplemental Nutrition Assistance Program (SNAP, also called Food Stamps) provides food assistance benefits to people and families with low incomes.