

BY THE NUMBERS



DEMOGRAPHICS



Population

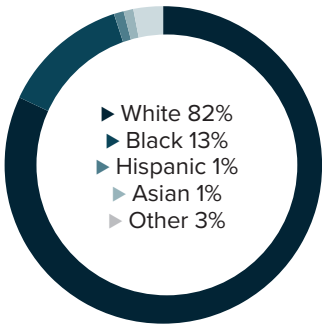
41,580



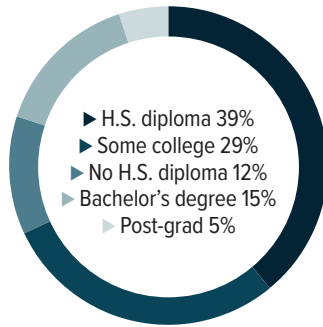
Number of households

14,226

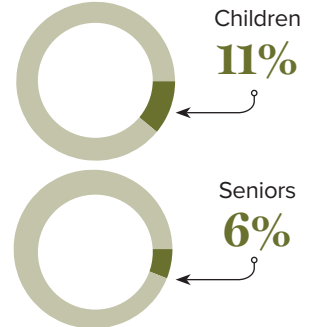
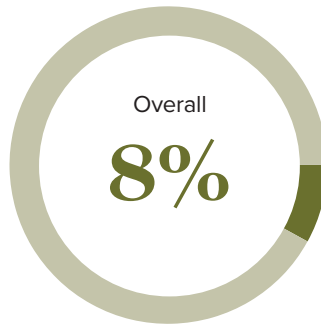
Racial distribution



Education level



Poverty rates



ECONOMY



Median household income

\$68,908



Median value of owner-occupied housing

\$173,200

PUBLIC SCHOOLS

Livingston
Enrollment

26,111

Economically
disadvantaged

57%

East Baton Rouge
Enrollment

41,420

Economically
disadvantaged

80%

HIGHER EDUCATION

Number of students receiving
GO Grants

173

Number of students receiving TOPS

729

TOPS breakdown

Opportunity

361

Honors

154

Performance

183

Tech

31

WORKING FAMILY TAX CREDITS



Housholds receiving EITC*

3,536



State EITC impact

\$464,284



Tax filers receiving EITC

19%



Average state EITC

\$131

*The Earned Income Tax Credit (EITC) is a benefit for working people with low to moderate income. To qualify, you must meet certain requirements and file a tax return, even if you do not owe any tax or are not required to file.

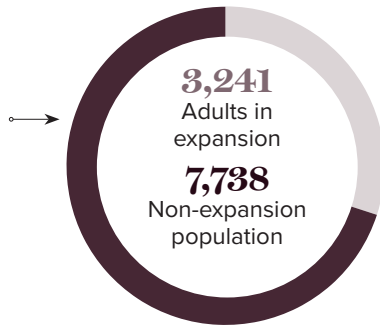
MEDICAID

Total individuals receiving Medicaid

10,979

Children receiving Medicaid

5,417



CASH ASSISTANCE

	FITAP	KCSP
Households	8	12
Average amount per recipient	\$82	\$143
Total monthly distribution	\$1,649	\$4,440

*The Family Independence Temporary Assistance Program (FITAP) provides cash assistance to very low-income families with children who meet specific criteria.

*The Kinship Care Subsidy Program (KCSP) provides cash assistance to qualifying relatives who are caring for one or more children in the absence of the children's parents.

FOOD ASSISTANCE



SNAP recipients

3,892



SNAP retailers

22



Households receiving SNAP*

12%



Monthly benefits redeemed at district retailers

\$967,120



Total monthly benefits

\$656,812

*The Supplemental Nutrition Assistance Program (SNAP, also called Food Stamps) provides food assistance benefits to people and families with low incomes.