

BY THE NUMBERS



DEMOGRAPHICS



Population

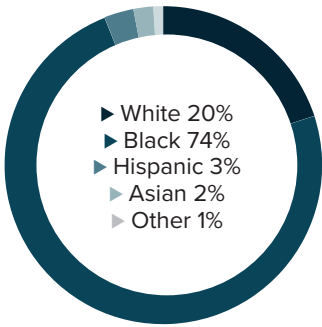
41,039



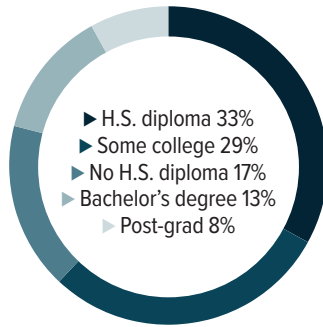
Number of households

15,623

Racial distribution



Education level



ECONOMY



Median household income

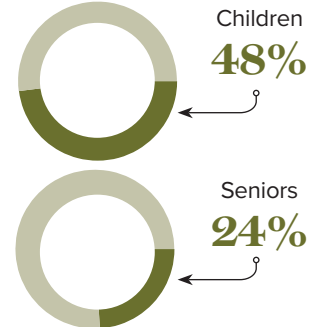
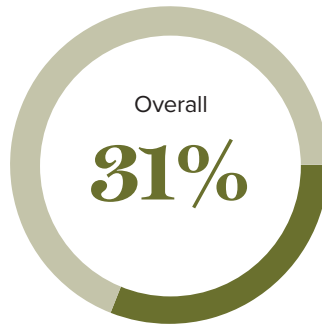
\$31,557



Median value of owner-occupied housing

\$101,700

Poverty rates



PUBLIC SCHOOLS

East Baton Rouge
Enrollment

41,420

Economically
disadvantaged

80%

HIGHER EDUCATION

Number of students receiving
GO Grants

211

Number of students receiving TOPS

177

TOPS breakdown

Opportunity

86

Honors

51

Performance

33

Tech

7

WORKING FAMILY TAX CREDITS



Housholds receiving EITC*

6,170



State EITC impact

\$963,987



Tax filers receiving EITC

38%



Average state EITC

\$156

*The Earned Income Tax Credit (EITC) is a benefit for working people with low to moderate income. To qualify, you must meet certain requirements and file a tax return, even if you do not owe any tax or are not required to file.

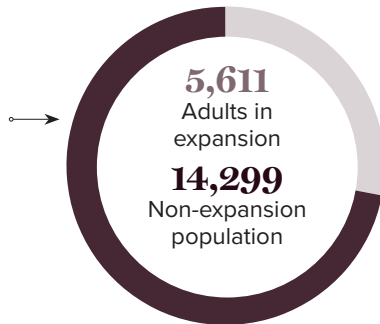
MEDICAID

Total individuals receiving Medicaid

19,910

Children receiving Medicaid

8,646



CASH ASSISTANCE

	FITAP	KCSP
Households	50	18
Average amount per recipient	\$74	\$163
Total monthly distribution	\$11,766	\$7,326

*The Family Independence Temporary Assistance Program (FITAP) provides cash assistance to very low-income families with children who meet specific criteria.

*The Kinship Care Subsidy Program (KCSP) provides cash assistance to qualifying relatives who are caring for one or more children in the absence of the children's parents.

FOOD ASSISTANCE



SNAP recipients

11,287



SNAP retailers

56



Households receiving SNAP*

34%



Monthly benefits redeemed at district retailers

\$2,943,217



Total monthly benefits

\$1,910,833

*The Supplemental Nutrition Assistance Program (SNAP, also called Food Stamps) provides food assistance benefits to people and families with low incomes.