

BY THE NUMBERS



DEMOGRAPHICS



Population

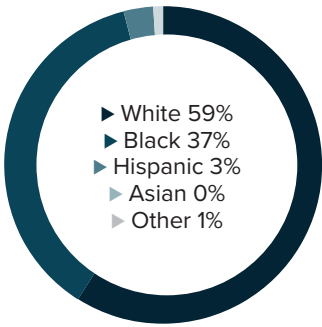
41,862




Number of households

15,574

Racial distribution



Education level



ECONOMY



Median household income

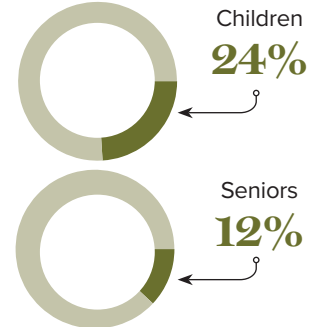
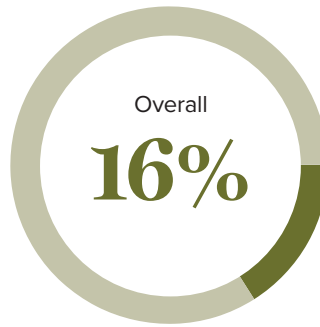
\$49,304



Median value of owner-occupied housing

\$138,600

Poverty rates



PUBLIC SCHOOLS

Iberville
Enrollment

4,576

Economically
disadvantaged

80%

Assumption
Enrollment

3,292

Economically
disadvantaged

72%

HIGHER EDUCATION

Number of students receiving
GO Grants

165

Number of students receiving TOPS

474

TOPS breakdown

Opportunity

252

Honors

77

Performance

117

Tech

28

WORKING FAMILY TAX CREDITS



Housholds receiving EITC*

4,602



State EITC impact

\$678,566



Tax filers receiving EITC

28%



Average state EITC

\$147

*The Earned Income Tax Credit (EITC) is a benefit for working people with low to moderate income. To qualify, you must meet certain requirements and file a tax return, even if you do not owe any tax or are not required to file.

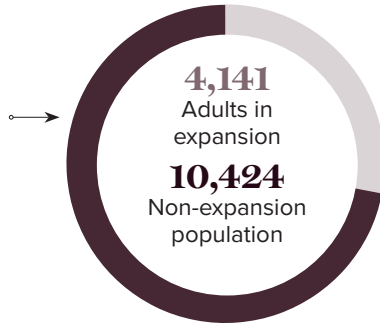
MEDICAID

Total individuals receiving Medicaid

14,565

Children receiving Medicaid

6,286



CASH ASSISTANCE

	FITAP	KCSP
Households	13	12
Average amount per recipient	\$81	\$169
Total monthly distribution	\$2,903	\$4,218

*The Family Independence Temporary Assistance Program (FITAP) provides cash assistance to very low-income families with children who meet specific criteria.

*The Kinship Care Subsidy Program (KCSP) provides cash assistance to qualifying relatives who are caring for one or more children in the absence of the children's parents.

FOOD ASSISTANCE



SNAP recipients

7,053



Households receiving SNAP*

21%



Total monthly benefits

\$1,201,473



SNAP retailers

30



Monthly benefits redeemed at district retailers

\$1,060,330

*The Supplemental Nutrition Assistance Program (SNAP, also called Food Stamps) provides food assistance benefits to people and families with low incomes.