

BY THE NUMBERS



DEMOGRAPHICS



Population

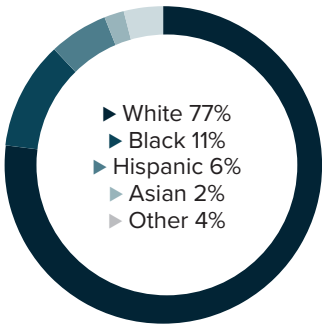
46,711




Number of households

16,041

Racial distribution



Education level



ECONOMY



Median household income

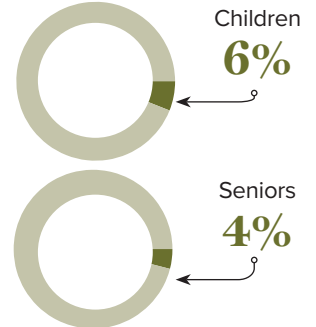
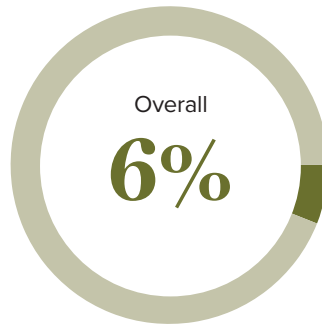
\$100,849



Median value of owner-occupied housing

\$233,000

Poverty rates



PUBLIC SCHOOLS

Ascension
Enrollment

23,253

Economically
disadvantaged

57%

HIGHER EDUCATION

Number of students receiving
GO Grants

216

Number of students receiving TOPS

1,220

TOPS breakdown

Opportunity

510

Performance

323

Honors

366

Tech

21

WORKING FAMILY TAX CREDITS



Housholds receiving EITC*

2,967



State EITC impact

\$384,312



Tax filers receiving EITC

14%



Average state EITC

\$130

*The Earned Income Tax Credit (EITC) is a benefit for working people with low to moderate income. To qualify, you must meet certain requirements and file a tax return, even if you do not owe any tax or are not required to file.

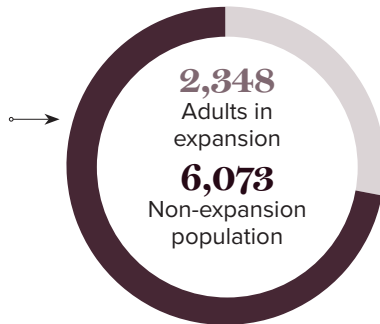
MEDICAID

Total individuals receiving Medicaid

8,421

Children receiving Medicaid

4,618



CASH ASSISTANCE

	FITAP	KCSP
Households	6	4
Average amount per recipient	\$73	\$141
Total monthly distribution	\$1,015	\$1,554

*The Family Independence Temporary Assistance Program (FITAP) provides cash assistance to very low-income families with children who meet specific criteria.

*The Kinship Care Subsidy Program (KCSP) provides cash assistance to qualifying relatives who are caring for one or more children in the absence of the children's parents.

FOOD ASSISTANCE



SNAP recipients

2,971



Households receiving SNAP*

8%



Total monthly benefits

\$492,434



SNAP retailers

24



Monthly benefits redeemed at district retailers

\$852,126

*The Supplemental Nutrition Assistance Program (SNAP, also called Food Stamps) provides food assistance benefits to people and families with low incomes.