

BY THE NUMBERS



DEMOGRAPHICS

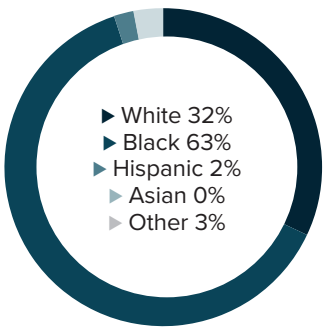


Population
41,046

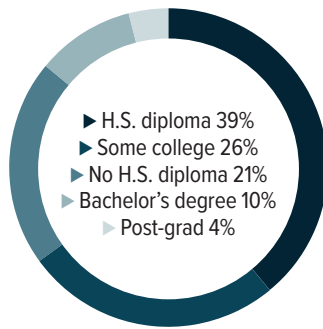


Number of households
13,830

Racial distribution



Education level



ECONOMY

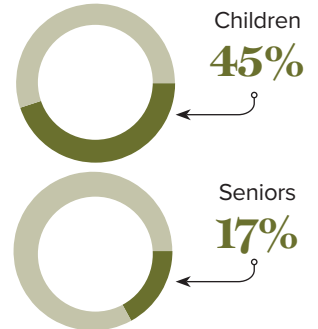
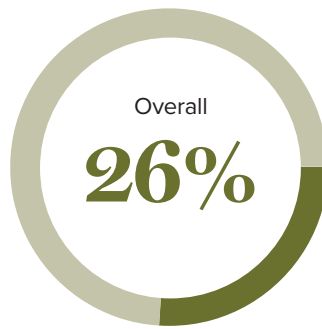


Median household income
\$40,942



Median value of owner-occupied housing
\$136,800

Poverty rates



PUBLIC SCHOOLS

Iberville
Enrollment
4,576
Economically disadvantaged
80%

Ascension
Enrollment
23,253
Economically disadvantaged
57%

St. James
Enrollment
3,726
Economically disadvantaged
62%

HIGHER EDUCATION

Number of students receiving GO Grants
159

Number of students receiving TOPS

316

TOPS breakdown

Opportunity

163

Honors

58

Performance

80

Tech

15

WORKING FAMILY TAX CREDITS



Housholds receiving EITC*

4,915



State EITC impact

\$758,934



Tax filers receiving EITC

29%



Average state EITC

\$154

*The Earned Income Tax Credit (EITC) is a benefit for working people with low to moderate income. To qualify, you must meet certain requirements and file a tax return, even if you do not owe any tax or are not required to file.

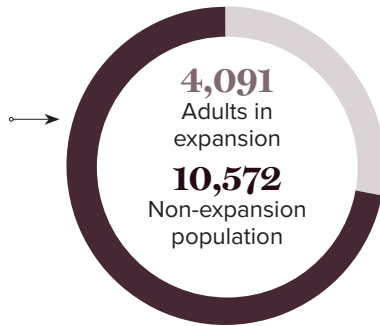
MEDICAID

Total individuals receiving Medicaid

14,663

Children receiving Medicaid

6,944



CASH ASSISTANCE

	FITAP	KCSP
Households	10	11
Average amount per recipient	\$68	\$182
Total monthly distribution	\$2,873	\$5,106

*The Family Independence Temporary Assistance Program (FITAP) provides cash assistance to very low-income families with children who meet specific criteria.

*The Kinship Care Subsidy Program (KCSP) provides cash assistance to qualifying relatives who are caring for one or more children in the absence of the children's parents.

FOOD ASSISTANCE



SNAP recipients

7,477



SNAP retailers

34



Households receiving SNAP*

24%



Monthly benefits redeemed at district retailers

\$543,618



Total monthly benefits

\$1,259,805

*The Supplemental Nutrition Assistance Program (SNAP, also called Food Stamps) provides food assistance benefits to people and families with low incomes.