

BY THE NUMBERS



DEMOGRAPHICS

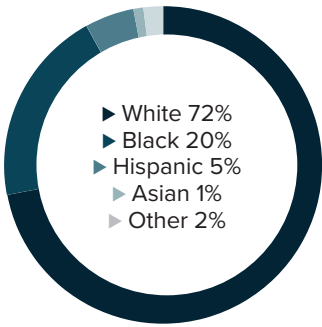


Population
44,979




Number of households
16,140

Racial distribution



Education level



ECONOMY

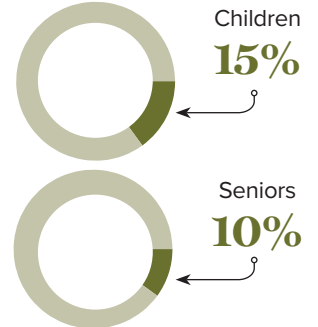
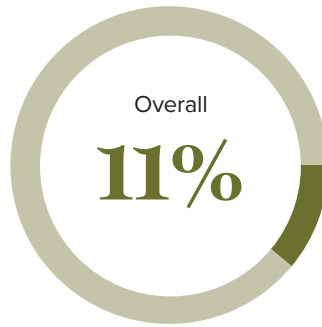


Median household income
\$71,177



Median value of owner-occupied housing
\$201,000

Poverty rates



PUBLIC SCHOOLS

St. John the Baptist
Enrollment
6,011

Economically disadvantaged
81%

St. Charles
Enrollment
9,809

Economically disadvantaged
59%

HIGHER EDUCATION

Number of students receiving GO Grants
251

Number of students receiving TOPS
889

TOPS breakdown

Opportunity
416

Honors
203

Performance
241

Tech
29

WORKING FAMILY TAX CREDITS



Housholds receiving EITC*

4,005



State EITC impact

\$555,326



Tax filers receiving EITC

20%



Average state EITC

\$139

*The Earned Income Tax Credit (EITC) is a benefit for working people with low to moderate income. To qualify, you must meet certain requirements and file a tax return, even if you do not owe any tax or are not required to file.

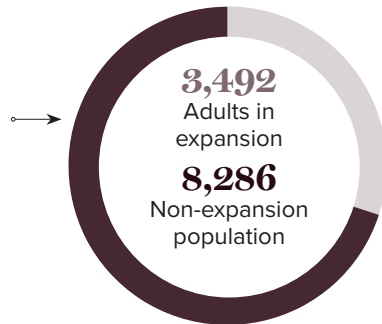
MEDICAID

Total individuals receiving Medicaid

11,778

Children receiving Medicaid

5,811



CASH ASSISTANCE

	FITAP	KCSP
Households	13	7
Average amount per recipient	\$88	\$138
Total monthly distribution	\$2,476	\$2,072

*The Family Independence Temporary Assistance Program (FITAP) provides cash assistance to very low-income families with children who meet specific criteria.

*The Kinship Care Subsidy Program (KCSP) provides cash assistance to qualifying relatives who are caring for one or more children in the absence of the children's parents.

FOOD ASSISTANCE



SNAP recipients

4,494



SNAP retailers

25



Households receiving SNAP*

12%



Monthly benefits redeemed at district retailers

\$689,588



Total monthly benefits

\$755,476

*The Supplemental Nutrition Assistance Program (SNAP, also called Food Stamps) provides food assistance benefits to people and families with low incomes.