

BY THE NUMBERS



DEMOGRAPHICS



Population

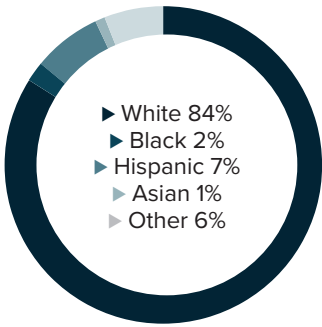
44,468




Number of households

16,436

Racial distribution



Education level



ECONOMY



Median household income

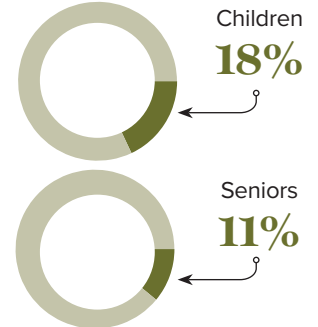
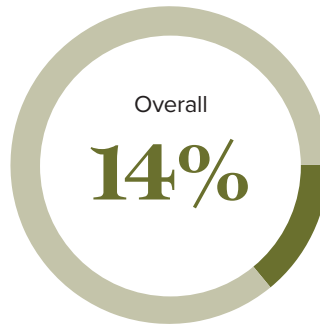
\$56,385



Median value of owner-occupied housing

\$137,000

Poverty rates



PUBLIC SCHOOLS

Lafourche
Enrollment

14,594

Economically disadvantaged

67%

Jefferson
Enrollment

50,219

Economically disadvantaged

81%

HIGHER EDUCATION

Number of students receiving GO Grants

164

Number of students receiving TOPS

526

TOPS breakdown

Opportunity

191

Honors

139

Performance

157

Tech

39

WORKING FAMILY TAX CREDITS



Housholds receiving EITC*

3,945



State EITC impact

\$520,423



Tax filers receiving EITC

23%



Average state EITC

\$132

*The Earned Income Tax Credit (EITC) is a benefit for working people with low to moderate income. To qualify, you must meet certain requirements and file a tax return, even if you do not owe any tax or are not required to file.

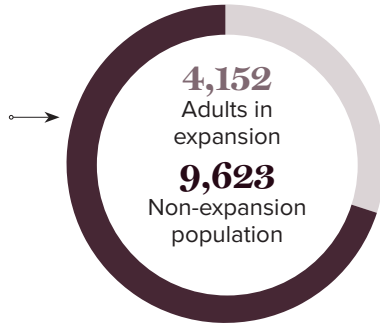
MEDICAID

Total individuals receiving Medicaid

13,775

Children receiving Medicaid

6,278



CASH ASSISTANCE

	FITAP	KCSP
Households	10	7
Average amount per recipient	\$88	\$136
Total monthly distribution	\$1,750	\$2,442

*The Family Independence Temporary Assistance Program (FITAP) provides cash assistance to very low-income families with children who meet specific criteria.

*The Kinship Care Subsidy Program (KCSP) provides cash assistance to qualifying relatives who are caring for one or more children in the absence of the children's parents.

FOOD ASSISTANCE



SNAP recipients

5,503



SNAP retailers

25



Households receiving SNAP*

14%



Monthly benefits redeemed at district retailers

\$907,196



Total monthly benefits

\$921,073

*The Supplemental Nutrition Assistance Program (SNAP, also called Food Stamps) provides food assistance benefits to people and families with low incomes.