

BY THE NUMBERS



DEMOGRAPHICS



Population

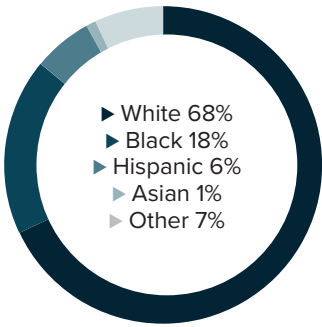
44,848



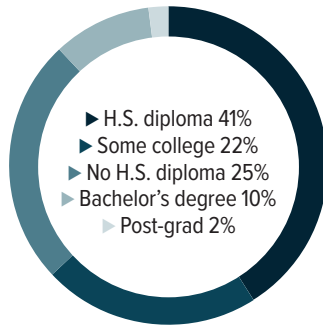
Number of households

15,686

Racial distribution



Education level



ECONOMY



Median household income

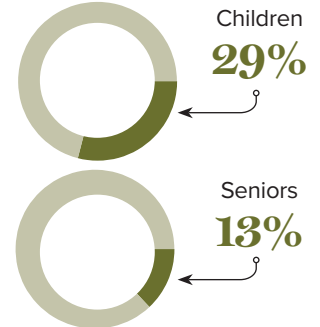
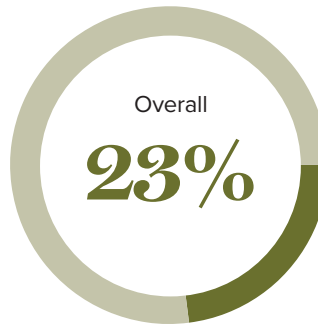
\$45,931



Median value of owner-occupied housing

\$142,700

Poverty rates



PUBLIC SCHOOLS

Terrebonne
Enrollment

17,226

Economically
disadvantaged

75%

Lafourche
Enrollment

14,594

Economically
disadvantaged

67%

HIGHER EDUCATION

Number of students receiving
GO Grants

225

Number of students receiving TOPS

529

TOPS breakdown

Opportunity

235

Honors

120

Performance

145

Tech

29

WORKING FAMILY TAX CREDITS



Housholds receiving EITC*

4,492



State EITC impact

\$626,622



Tax filers receiving EITC

27%



Average state EITC

\$139

*The Earned Income Tax Credit (EITC) is a benefit for working people with low to moderate income. To qualify, you must meet certain requirements and file a tax return, even if you do not owe any tax or are not required to file.

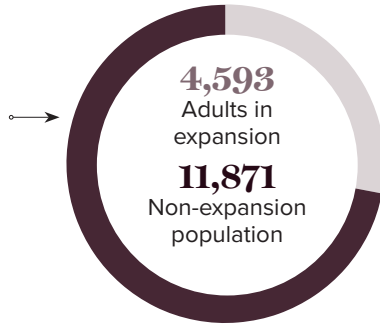
MEDICAID

Total individuals receiving Medicaid

16,464

Children receiving Medicaid

7,498



CASH ASSISTANCE

	FITAP	KCSP
Households	19	18
Average amount per recipient	\$82	\$162
Total monthly distribution	\$3,847	\$8,436

*The Family Independence Temporary Assistance Program (FITAP) provides cash assistance to very low-income families with children who meet specific criteria.

*The Kinship Care Subsidy Program (KCSP) provides cash assistance to qualifying relatives who are caring for one or more children in the absence of the children's parents.

FOOD ASSISTANCE



SNAP recipients

7,996



Households receiving SNAP*

23%



Total monthly benefits

\$1,347,510



SNAP retailers

37



Monthly benefits redeemed at district retailers

\$1,014,033

*The Supplemental Nutrition Assistance Program (SNAP, also called Food Stamps) provides food assistance benefits to people and families with low incomes.