

WORKING FAMILY TAX CREDITS



Housholds receiving EITC*

5,206



State EITC impact

\$779,632



Tax filers receiving EITC

32%



Average state EITC

\$150

*The Earned Income Tax Credit (EITC) is a benefit for working people with low to moderate income. To qualify, you must meet certain requirements and file a tax return, even if you do not owe any tax or are not required to file.

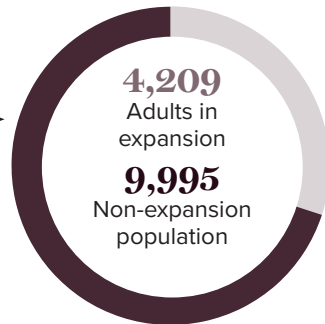
MEDICAID

Total individuals receiving Medicaid

14,204

Children receiving Medicaid

6,673



CASH ASSISTANCE

	FITAP	KCSP
Households	17	17
Average amount per recipient	\$84	\$165
Total monthly distribution	\$3,424	\$5,772

*The Family Independence Temporary Assistance Program (FITAP) provides cash assistance to very low-income families with children who meet specific criteria.

*The Kinship Care Subsidy Program (KCSP) provides cash assistance to qualifying relatives who are caring for one or more children in the absence of the children's parents.

FOOD ASSISTANCE



SNAP recipients

7,192



SNAP retailers

29



Households receiving SNAP*

21%



Monthly benefits redeemed at district retailers

\$953,512



Total monthly benefits

\$1,206,577

*The Supplemental Nutrition Assistance Program (SNAP, also called Food Stamps) provides food assistance benefits to people and families with low incomes.

BY THE NUMBERS



DEMOGRAPHICS

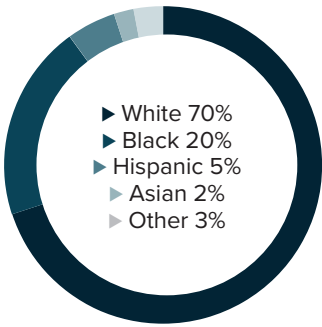


Population
41,552

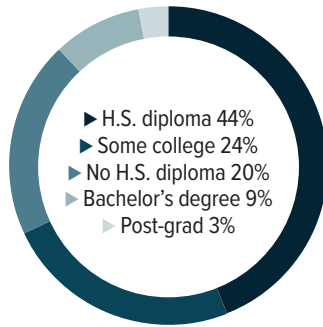


Number of households
14,639

Racial distribution



Education level



ECONOMY

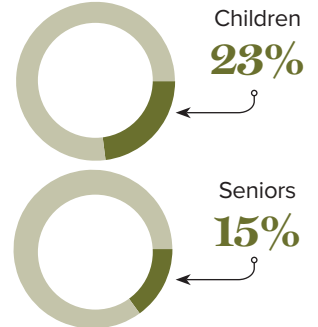
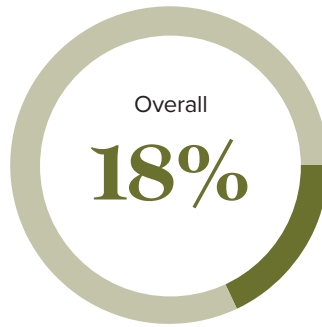


Median household income
\$47,146



Median value of owner-occupied housing
\$111,900

Poverty rates



PUBLIC SCHOOLS

Vermilion
Enrollment
9,651
Economically disadvantaged
62%

Iberia
Enrollment
12,331
Economically disadvantaged
75%

HIGHER EDUCATION

Number of students receiving GO Grants
112

Number of students receiving TOPS
476

TOPS breakdown

Opportunity	Performance
211	137
Honors	Tech
101	27