

BY THE NUMBERS



DEMOGRAPHICS

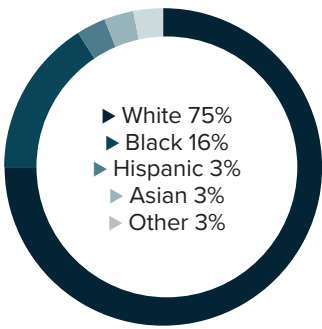


Population
45,058

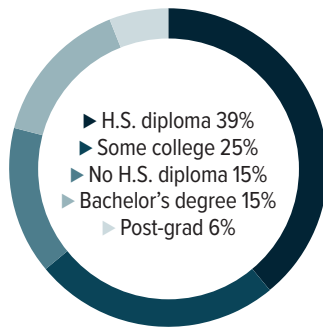


Number of households
16,158

Racial distribution



Education level



ECONOMY

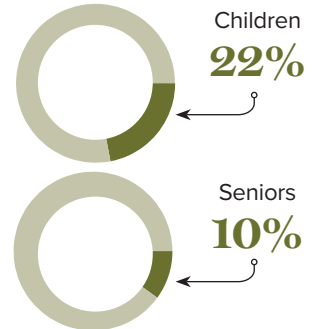
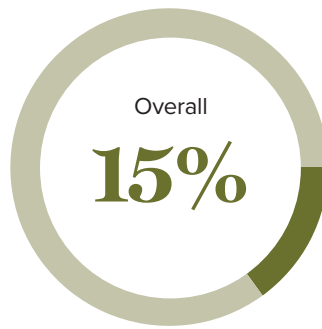


Median household income
\$62,279



Median value of owner-occupied housing
\$162,900

Poverty rates



PUBLIC SCHOOLS

Lafayette
Enrollment
31,994
Economically disadvantaged
65%

Iberia
Enrollment
12,331
Economically disadvantaged
75%

St. Martin
Enrollment
7,649
Economically disadvantaged
74%

HIGHER EDUCATION

Number of students receiving GO Grants
126

Number of students receiving TOPS
657

TOPS breakdown

Opportunity

319

Honors

142

Performance

175

Tech

21

WORKING FAMILY TAX CREDITS



Housholds receiving EITC*

4,545



State EITC impact

\$651,528



Tax filers receiving EITC

23%



Average state EITC

\$143

*The Earned Income Tax Credit (EITC) is a benefit for working people with low to moderate income. To qualify, you must meet certain requirements and file a tax return, even if you do not owe any tax or are not required to file.

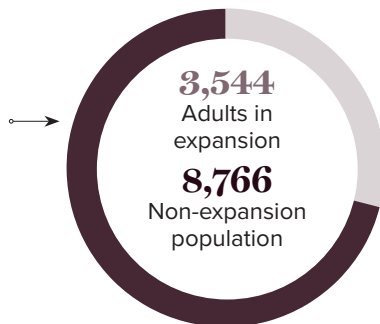
MEDICAID

Total individuals receiving Medicaid

12,310

Children receiving Medicaid

5,963



CASH ASSISTANCE

	FITAP	KCSP
Households	11	10
Average amount per recipient	\$91	\$148
Total monthly distribution	\$2,004	\$4,736

*The Family Independence Temporary Assistance Program (FITAP) provides cash assistance to very low-income families with children who meet specific criteria.

*The Kinship Care Subsidy Program (KCSP) provides cash assistance to qualifying relatives who are caring for one or more children in the absence of the children's parents.

FOOD ASSISTANCE



SNAP recipients

6,069



SNAP retailers

29



Households receiving SNAP*

16%



Monthly benefits redeemed at district retailers

\$527,804



Total monthly benefits

\$1,019,544

*The Supplemental Nutrition Assistance Program (SNAP, also called Food Stamps) provides food assistance benefits to people and families with low incomes.