

BY THE NUMBERS



DEMOGRAPHICS

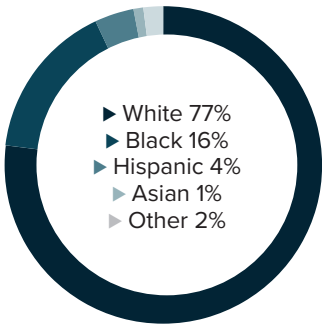


Population
46,766




Number of households
17,308

Racial distribution



Education level



ECONOMY

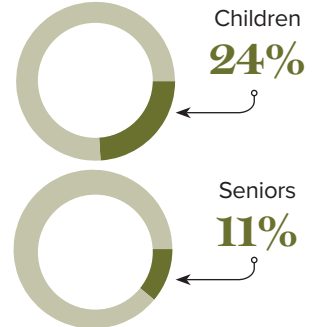
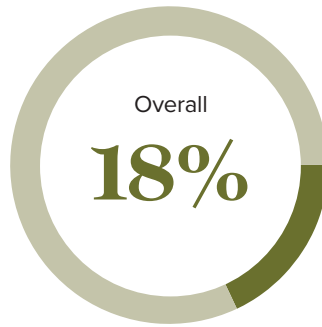


Median household income
\$49,070



Median value of owner-occupied housing
\$109,300

Poverty rates



PUBLIC SCHOOLS

Cameron
Enrollment
1,335
Economically disadvantaged
53%

Calcasieu
Enrollment
31,609
Economically disadvantaged
65%

Vermilion
Enrollment
9,651
Economically disadvantaged
62%

HIGHER EDUCATION

Number of students receiving GO Grants
108

Number of students receiving TOPS
533

TOPS breakdown

Opportunity

241

Honors

114

Performance

131

Tech

47

WORKING FAMILY TAX CREDITS



Housholds receiving EITC*

4,794



State EITC impact

\$673,240



Tax filers receiving EITC

27%



Average state EITC

\$140

*The Earned Income Tax Credit (EITC) is a benefit for working people with low to moderate income. To qualify, you must meet certain requirements and file a tax return, even if you do not owe any tax or are not required to file.

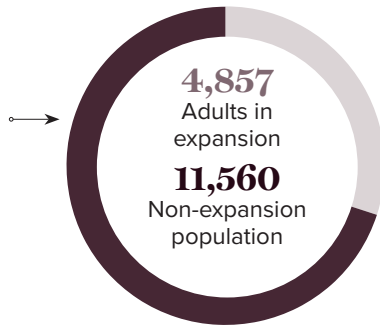
MEDICAID

Total individuals receiving Medicaid

16,417

Children receiving Medicaid

7,484



CASH ASSISTANCE

	FITAP	KCSP
Households	10	21
Average amount per recipient	\$87	\$144
Total monthly distribution	\$1,912	\$9,946

*The Family Independence Temporary Assistance Program (FITAP) provides cash assistance to very low-income families with children who meet specific criteria.

*The Kinship Care Subsidy Program (KCSP) provides cash assistance to qualifying relatives who are caring for one or more children in the absence of the children's parents.

FOOD ASSISTANCE



SNAP recipients

7,835



SNAP retailers

41



Households receiving SNAP*

20%



Monthly benefits redeemed at district retailers

\$1,001,528



Total monthly benefits

\$1,323,990

*The Supplemental Nutrition Assistance Program (SNAP, also called Food Stamps) provides food assistance benefits to people and families with low incomes.