

BY THE NUMBERS



DEMOGRAPHICS



Population

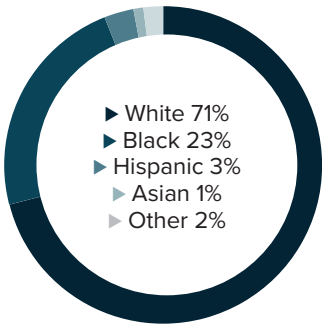
43,511




Number of households

15,343

Racial distribution



Education level



ECONOMY



Median household income

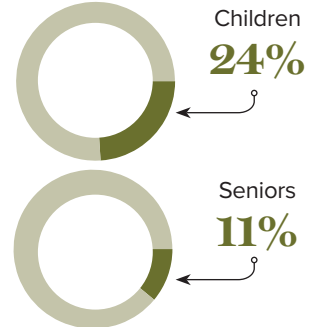
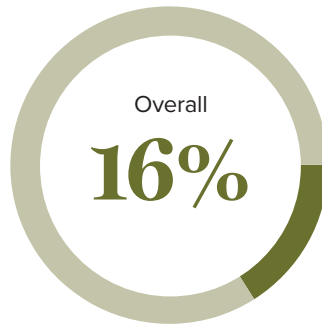
\$50,141



Median value of owner-occupied housing

\$115,400

Poverty rates



PUBLIC SCHOOLS

St. Landry

Enrollment

12,965

Economically disadvantaged

78%

Iberia

Enrollment

12,331

Economically disadvantaged

75%

St. Martin

Enrollment

7,649

Economically disadvantaged

74%

HIGHER EDUCATION

Number of students receiving GO Grants

108

Number of students receiving TOPS

499

TOPS breakdown

Opportunity

220

Honors

93

Performance

145

Tech

41

WORKING FAMILY TAX CREDITS



Housholds receiving EITC*

5,120



State EITC impact

\$734,137



Tax filers receiving EITC

29%



Average state EITC

\$143

*The Earned Income Tax Credit (EITC) is a benefit for working people with low to moderate income. To qualify, you must meet certain requirements and file a tax return, even if you do not owe any tax or are not required to file.

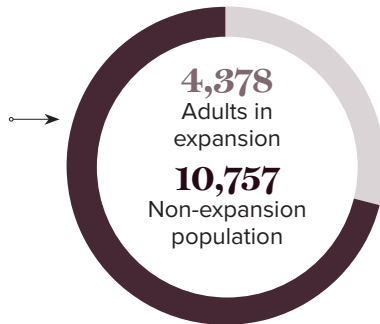
MEDICAID

Total individuals receiving Medicaid

15,135

Children receiving Medicaid

7,083



CASH ASSISTANCE

	FITAP	KCSP
Households	15	10
Average amount per recipient	\$80	\$167
Total monthly distribution	\$3,044	\$4,662

*The Family Independence Temporary Assistance Program (FITAP) provides cash assistance to very low-income families with children who meet specific criteria.

*The Kinship Care Subsidy Program (KCSP) provides cash assistance to qualifying relatives who are caring for one or more children in the absence of the children's parents.

FOOD ASSISTANCE



SNAP recipients

6,650



SNAP retailers

35



Households receiving SNAP*

19%



Monthly benefits redeemed at district retailers

\$1,230,848



Total monthly benefits

\$1,117,208

*The Supplemental Nutrition Assistance Program (SNAP, also called Food Stamps) provides food assistance benefits to people and families with low incomes.