

BY THE NUMBERS



DEMOGRAPHICS



Population

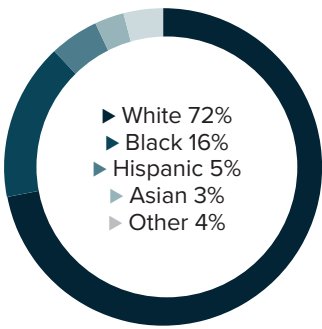
43,492



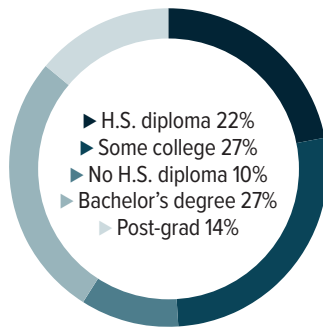
Number of households

18,659

Racial distribution



Education level



ECONOMY



Median household income

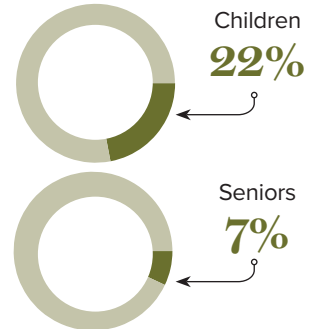
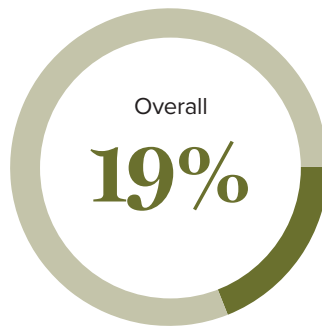
\$49,626



Median value of owner-occupied housing

\$183,000

Poverty rates



PUBLIC SCHOOLS

Lafayette
Enrollment

31,994

Economically
disadvantaged

65%

HIGHER EDUCATION

Number of students receiving
GO Grants

125

Number of students receiving TOPS

600

TOPS breakdown

Opportunity
224

Performance
171

Honors
187

Tech
18

WORKING FAMILY TAX CREDITS



Housholds receiving EITC*

3,941



State EITC impact

\$506,685



Tax filers receiving EITC

21%



Average state EITC

\$129

*The Earned Income Tax Credit (EITC) is a benefit for working people with low to moderate income. To qualify, you must meet certain requirements and file a tax return, even if you do not owe any tax or are not required to file.

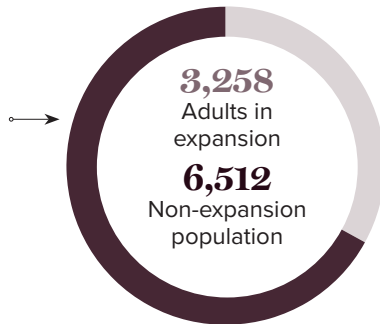
MEDICAID

Total individuals receiving Medicaid

9,770

Children receiving Medicaid

4,339



CASH ASSISTANCE

	FITAP	KCSP
Households	16	4
Average amount per recipient	\$78	\$173
Total monthly distribution	\$3,342	\$1,554

*The Family Independence Temporary Assistance Program (FITAP) provides cash assistance to very low-income families with children who meet specific criteria.

*The Kinship Care Subsidy Program (KCSP) provides cash assistance to qualifying relatives who are caring for one or more children in the absence of the children's parents.

FOOD ASSISTANCE



SNAP recipients

4,587



Households receiving SNAP*

12%



Total monthly benefits

\$775,540



SNAP retailers

48



Monthly benefits redeemed at district retailers

\$2,415,558

*The Supplemental Nutrition Assistance Program (SNAP, also called Food Stamps) provides food assistance benefits to people and families with low incomes.